

MONTHLY FINANCIAL REPORT FOR CORPORATE OR PARTNERSHIP DEBTOR

Case No. 16-11767CMA Report Month/Year September 2020
 Debtor Northwest Territorial Mint, LLC

INSTRUCTIONS: The debtor's monthly financial report shall include a cover sheet signed by the debtor and all UST forms and supporting documents. Exceptions, if allowed, are noted in the checklist below. Failure to comply with the reporting requirements of Local Bankruptcy Rule 2015-2(a), or the United States Trustee's reporting requirements, is cause for conversion or dismissal of the case.

The debtor has provided the following with this monthly financial report: Yes No

UST-12	Comparative Balance Sheet, <u>or</u> debtor's balance sheet. The debtor's balance sheet, if used, <u>shall include a breakdown of pre- and post-petition liabilities</u> . The breakdown may be provided as a separate attachment to the debtor's balance sheet.	<input checked="" type="checkbox"/>	<input type="checkbox"/>
UST-13	Comparative Income Statement, <u>or</u> debtor's income statement.	<input checked="" type="checkbox"/>	<input type="checkbox"/>
UST-14	Summary of Deposits and Disbursements	<input checked="" type="checkbox"/>	<input type="checkbox"/>
UST-14 Continuation Sheets	Statement(s) of Cash Receipts and Disbursements A Continuation Sheet shall be completed for each bank account or other source of debtor funds and shall include a monthly bank statement and all supporting documents described in the instructions.	<input checked="" type="checkbox"/>	<input type="checkbox"/>
UST-15	Statement of Aged Receivables A detailed accounting of aged receivables shall be provided on, or in an attachment to, UST-15.	<input checked="" type="checkbox"/>	<input type="checkbox"/>
UST-16	Statement of Aged Post-Petition Payables A detailed accounting of aged post-petition payables shall be provided on, or in an attachment to, UST-16.	<input checked="" type="checkbox"/>	<input type="checkbox"/>
UST-17	Other Information When applicable, attach supporting documents such as an escrow statement for the sale of real property or an auctioneer's report for property sold at auction. When changes or renewals of insurance occur, attach a copy of the new certificate of insurance or a copy of the bond.	<input checked="" type="checkbox"/>	<input type="checkbox"/>

CONTACT INFORMATION

Who is the best person to contact if the UST has questions about this report?

Name	<u>Mark Calvert</u>
Telephone	<u>206-909-3636</u>
Email	<u>mark@casadecapitalgroup.com</u>

DEBTOR'S CERTIFICATION

INSTRUCTIONS: The debtor, or trustee, if appointed, must answer questions 1 and 2 and sign this financial report where indicated below. Only an officer or director has authority to sign a financial report for a corporate debtor and only a general partner has authority to sign a financial report for a partnership debtor. Debtor's counsel may not sign a financial report for the debtor.

Question 1 At month end, was the debtor delinquent on any post-petition tax obligation?

Yes No
 If yes, list each delinquent post-petition tax obligation on page 9.

Question 2 For purposes of calculating the debtor's obligation under 28 U.S.C. 1930(a)(6) to pay a quarterly fee to the United States Trustee, **TOTAL DISBURSEMENTS** this month from all sources were:

Complete page 6 to calculate **TOTAL DISBURSEMENTS** and enter the total here.
\$ 40.00

I certify under penalty of perjury that other information contained in this monthly financial report is complete, true, and accurate to the best of my knowledge, information, and belief.

Debtor's signature



 Date 10/14/2020

Monthly Financial Reports

(due on the 14th of the subsequent month)

Original Place of Filing:

Seattle, WA ▼	Tacoma, WA ▼
File the <u>original</u> with the court:: United States Bankruptcy Court United States Courthouse 700 Stewart Street, Suite 6301 Seattle, WA 98101	File the <u>original</u> with the court:: United States Bankruptcy Court 1717 Pacific Avenue, Suite 2100 Tacoma, WA 98402
AND serve a <u>copy</u> on each of the following: <ul style="list-style-type: none"> ● Each member of any committees elected or appointed pursuant to the Bankruptcy Code, and to their authorized agents. ● Debtor's counsel. 	
NOTE: If the report is electronically filed with the Court, the United States Trustee will be served automatically. There is no need to serve an additional copy on the United States Trustee.	

See Exhibit 1

UST-12, COMPARATIVE BALANCE SHEET

As of month ending ⇒			
ASSETS			
Current Assets			
Cash			
Cash - Held by Others (Escrow & Attorney Trust Accounts)			
Accounts Receivable (net)			
Notes Receivable			
Inventory			
Prepaid Expenses			
Other (attach list)			
Total Current Assets			
Fixed Assets			
Real Property/Buildings			
Equipment			
Accumulated Depreciation			
Total Fixed Assets			
Other Assets (attach list)			
TOTAL ASSETS			
LIABILITIES			
Post-Petition Liabilities			
Taxes Payable			
Other Accounts Payables			
Notes Payable			
Rents, Leases & Mortgages Payable			
Accrued Interest			
Other (specify)			
Total Post-Petition Liabilities			

(contd. on next page)

See Exhibit 1

UST-12, COMPARATIVE BALANCE SHEET (contd.)

As of month ending ⇒			
Pre-Petition Liabilities			
Unsecured Debt			
Priority Debt:			
Taxes			
Wages			
Deposits			
Other			
Notes Payable (Secured Debt)			
Total Pre-Petition Liabilities			
TOTAL LIABILITIES			
EQUITY			
Stockholders' Equity (Or Deficit)			
Capital Stock			
Paid-In Capital			
Retained Earnings			
Total Stockholders' Equity (Or Deficit)			
Partners' Investment (Or Deficit)			
TOTAL LIABILITIES AND STOCKHOLDERS' EQUITY OR PARTNERS' INVESTMENT			

Footnotes to balance sheet:

See Exhibit 2

UST-13, COMPARATIVE INCOME STATEMENT

For the month of ⇒			
GROSS SALES			
Less: Returns and Allowances			
Net Sales			
Cost of Sales: Beginning Inventory Add: Purchases Less: Ending Inventory Cost of Goods Sold			
GROSS MARGIN			
Other Operating Expenses:			
Officers' Salaries			
Other Salaries/Direct Labor			
Employee Benefits/Payroll Taxes			
Insurance			
Rent			
General and Administrative			
NET OPERATING PROFIT (LOSS)			
Add: Other Income			
Less: Interest Expense			
Other Adjustments to Income (Explain)			
Gain (Loss) on Sale of Assets			
Net Profit (Loss) Before Taxes			
Income Taxes			
NET PROFIT (LOSS)			

Notes:


UST-14, SUMMARY OF DEPOSITS & DISBURSEMENTS

INSTRUCTIONS: BEFORE COMPLETING THIS PAGE, prepare a UST-14 CONTINUATION SHEET (see next page) for each bank account or other source of the debtor's funds. The deposit and disbursement total from each CONTINUATION SHEET will be used to complete this SUMMARY.



The debtor is responsible for providing an accurate monthly disbursement total for the purpose of calculating its obligation pursuant to 28 U.S.C. § 1930 (a)(6) to pay statutory fees to the United States Trustee. The disbursement total encompasses all payments made by the bankruptcy estate during the reporting month, whether made directly by the debtor or by another party for the debtor. It includes checks written and cash payments for inventory and equipment purchases, payroll and related taxes and expenses, other operating costs, and debt reduction. It also includes payments made pursuant to joint check arrangements and those resulting from a sale or liquidation of the debtor's assets. The only transactions normally excluded from the disbursement total are transfers within the same reporting month between multiple debtor accounts.

A fee payment is due within 30 days after the end of each calendar quarter, or on **April 30, July 31, October 31, and January 31**, respectively. Since the amount billed is an estimate, the debtor is responsible for paying the correct statutory fee based on its actual disbursements for the calendar quarter, or portion thereof the debtor was in Chapter 11. Failure to pay statutory fees to the United States Trustee is cause for conversion or dismissal of the case. A copy of the statutory fee schedule may be found attached to this report. If you have questions computing the disbursement total, contact the Bankruptcy Analyst assigned to your case at (206) 553-2000.

Summary of Deposits This Month

Deposits from UST-14 Continuation Sheet(s)	\$ 0.00
Cash receipts not included above (if any)	\$ 0.00
TOTAL RECEIPTS 	\$ 0.00

Summary of Disbursements This Month

Disbursements from UST-14 Continuation Sheet(s)	\$ 40.00
Disbursements resulting from asset sales out of the ordinary course (see Page 13, Question 1)	\$ 0.00
Disbursements made by other parties for the debtor (if any, explain)	
Difference from Gross Sale and proceeds of assets	Note: Enter the amount for TOTAL DISBURSEMENTS here and on Page 2.
TOTAL DISBURSEMENTS 	\$ 40.00
NET CASH FLOW (TOTAL RECEIPTS MINUS TOTAL DISBURSEMENTS) 	\$ (40.00)

At the end of this reporting month, did the debtor have any delinquent statutory fees owing to the United States Trustee? Yes No If "Yes", list each quarter that is delinquent and the amount due.

(UST-14 CONTINUATION SHEETS, with attachments, should follow this page.)

Debtor Northwest Territorial Mint, LLC

Case Number	⇒	16-11767CMA
Report Mo/Yr	⇒	September 2020

See Exhibit 3

**UST-14, CONTINUATION SHEET
STATEMENT OF CASH RECEIPTS AND DISBURSEMENTS**

INSTRUCTIONS: Prepare a CONTINUATION SHEET for each bank account or other source of the debtor's funds and attach supporting documents as indicated on the checklist below.

Depository (bank) name ⇒		
Account number ⇒		
Purpose of this account (select one):		
<input type="checkbox"/> General operating account		
<input type="checkbox"/> General payroll account		
<input type="checkbox"/> Tax deposit account (payroll, sales, gambling, or other taxes)		
<input type="checkbox"/> Other (explain) _____		
Beginning cash balance		
Add:	Transfers in from other estate bank accounts	
	Cash receipts deposited to this account	
	Financing or other loaned funds (identify source)	
Total cash available this month		
Subtract:	Transfers out to other estate bank accounts	
	Cash disbursements from this account (total checks written plus cash withdrawals, if any)	
Adjustments, if any (explain)		
Ending cash balance		
Does this CONTINUATION SHEET include the following supporting documents, as required:		
	Yes	No
· A monthly bank statement (or trust account statement);	<input checked="" type="checkbox"/>	<input type="checkbox"/>
· A detailed list of receipts for that account (deposit log or receipts journal); See Exhibit 3.1	<input checked="" type="checkbox"/>	<input type="checkbox"/>
· A detailed list of disbursements for that account (check register or disbursement journal); and, See Exhibit 3.2	<input checked="" type="checkbox"/>	<input type="checkbox"/>
· If applicable, a detailed list of funds received and/or disbursed by another party for the debtor.	<input type="checkbox"/>	<input type="checkbox"/>

UST-14 CONTINUATION SHEET, Number _____ of _____

Debtor Northwest Territorial Mint, LLC

Case Number	⇒	16-11767CMA
Report Mo/Yr	⇒	September 2020

See Exhibit 4

UST-14, SUMMARY OF DISBURSEMENTS (contd.)

Payments on Pre-Petition Unsecured Debt (requires court approval)

Did the debtor, or another party on behalf of the debtor, make any payments during this reporting month on pre-petition unsecured debt? Yes No If "Yes", list each payment.

Payee's name	Nature of payment	Payment date	Payment amount	Date of court approval

Payments to Attorneys and Other Professionals (requires court approval)

Did the debtor, or another party on behalf of the debtor, make any payments during this reporting month to a professional such as an attorney, accountant, realtor, appraiser, auctioneer, business consultant, or other professional person? Yes No If "Yes", list each payment.

Professional's name	Type of work performed	Payment date	Payment amount	Date of court approval
See Exhibit 4				

Payments to an Officer, Director, Partner, or Other Insider of The Debtor

Did the debtor, or another party on behalf of the debtor, make any payments during this reporting month to an officer, director, partner, or other insider of the debtor? Yes No If "Yes", list each payment.

Payee's name	Relationship to debtor	Payment date	Payment amount	Purpose of payment

INSTRUCTIONS: Use the last column to describe the purpose of each payment, such as gross wages or salary, reimbursement for business expenses, loan repayment, advance, draw, bonus, dividend, stock distribution, or other reason for the payment(explain).

See Exhibit 5

UST-15, STATEMENT OF AGED RECEIVABLES

INSTRUCTIONS: Complete all portions of UST-15, STATEMENT OF AGED RECEIVABLES, unless the debtor asserts the following two statements are true for this reporting month:

- 1) At the beginning of the reporting month, the debtor did not have any uncollected receivables from prior months which includes both pre-petition and post-petition accounts receivable; and,
- 2) During the reporting month, the debtor did not have any receivables activity, including the accrual of new accounts receivable, or the collection or writeoff of accounts receivable from prior months.

Check here if the debtor asserts that both statements are correct and skip to UST-16, STATEMENT OF POST-PETITION PAYABLES, on the next page.

Accounts Receivable Aging

	Balance at month end	Current portion	Past due 31-60 days	Past due 61-90 days	Past due over 90 days	Uncollectible receivables
Pre-petition receivables						
Post-petition receivables						
TOTALS						

Explain what efforts the debtor made during this reporting month to collect receivables over 60 days past due.
 Emails and phone calls are being made for all receivables with copies of invoices.

Does the debtor have any accounts receivable due from an officer, director, partner, or other insider of the debtor? **If yes, explain.**
 No

Accounts Receivable Reconciliation

Closing balance from prior month	
New accounts receivable added this month	
Subtotal	
Less accounts receivable collected	
Closing balance for current month	

See Exhibit 6

UST-16, STATEMENT OF POST-PETITION PAYABLES PART A - TAXES

INSTRUCTIONS: Complete both pages of PART A - TAXES unless the debtor asserts the following statement is true for this reporting month:

At the end of this reporting month, the debtor did not have any unpaid post-petition taxes which includes both current and delinquent tax obligations.

Check here if the debtor asserts the statement is correct, and skip to PART B - OTHER PAYABLES on Page 10.

Reconciliation of Unpaid Post-Petition Taxes

Type of tax	(1) Unpaid post-petition taxes from prior reporting month	(2) Post-petition taxes accrued this month (new obligations)	(3) Post-petition tax payments made this reporting month	(4) Unpaid post-petition taxes at end of reporting month (Column 1+2-3 = 4)
Federal Taxes				
Employee withholding taxes				
FICA/Medicare--Employee				
FICA/Medicare--Employer				
Unemployment				
State Taxes				
Dept. of Revenue				
Dept. of Labor & Industries				
Empl. Security Dept.				
Other Taxes				
Local city/county				
Gambling				
Personal property				
Real property				
Other				
Total Unpaid Post-Petition Taxes				\$

Debtor Northwest Territorial Mint, LLC

Case Number	⇒	16-11767CMA
Report Mo/Yr	⇒	September 2020

See Exhibit 6

UST-16, STATEMENT OF POST-PETITION PAYABLES PART A - TAXES (contd.)
--

Delinquent Tax Reports and Tax Payments (post-petition only)

Taxing agency	Tax reporting period	Report due date	Payment due date	Amount due

Explain the reason for any delinquent tax reports or tax payments:

See Exhibit 7

**UST-16, STATEMENT OF POST-PETITION PAYABLES
PART B - OTHER PAYABLES**

INSTRUCTIONS: Complete both pages of PART B - OTHER PAYABLES unless the debtor asserts that this statement is true for this reporting month:

Except for taxes and professional fees disclosed in PART A and PART C of this report, respectively, the debtor has no other unpaid post-petition payables from the current reporting month, or from any prior reporting months.

Check here if the debtor asserts the statement is correct, and skip to PART C - ESTIMATED PROFESSIONAL FEES on Page 12.

Reconciliation of Post-Petition Payables (excluding taxes and professional fees)

Closing balance from prior month	
New payables added this month	
Subtotal	
Less payments made this month	
Closing balance for this reporting month	\$

Breakdown of Closing Balance by Age

Current portion	
Past due 1-30 days	
Past due 31-60 days	
Past due 61-90 days	
Past due over 90 days	
Total	\$

For accounts payable more than 30 days past due, explain why payment has not been made:

See Exhibit 9

UST-16, STATEMENT OF POST-PETITION PAYABLES PART C - ESTIMATED PROFESSIONAL FEES

INSTRUCTIONS: Report only post-petition professional fees and expenses. To the extent possible, use billing statements to report the actual amounts due. If billing statements are not available, use the best information available to estimate the fees and costs.

Type of professional	Amount of retainer (if applicable)	Fees and expenses from prior months	Fees and expenses added this month	Total estimated fees and expenses at month end
Debtor's counsel				
Debtor's accountant				
Debtor's other professional (explain)				
Trustee's counsel				
Creditors' Committee Counsel				
Creditors' Committee other				
Total estimated post-petition professional fees and costs				\$

UST-17, OTHER INFORMATION

INSTRUCTIONS: Answer each question fully and attach additional sheets if necessary to provide a complete response.

Yes No

<p>Question 1 - Sale or Abandonment of the Debtor's Assets. Did the debtor, or another party on behalf of the debtor, sell, transfer, or otherwise dispose of any of the debtor's assets during the reporting month? Include only sales out of the ordinary course. <i>The debtor must attach an escrow statement for each sale of real property and an auctioneer's report for each auction.</i></p> <table style="width: 100%; border-collapse: collapse;"> <thead> <tr> <th style="text-align: left; border-bottom: 1px solid black;"><u>Asset Description</u></th> <th style="text-align: left; border-bottom: 1px solid black;"><u>Date of Court Approval</u></th> <th style="text-align: left; border-bottom: 1px solid black;"><u>Method of Disposition</u></th> <th style="text-align: left; border-bottom: 1px solid black;"><u>Gross Sales Price</u></th> <th style="text-align: left; border-bottom: 1px solid black;"><u>Net Proceeds Received (&Date)</u></th> <th style="text-align: left; border-bottom: 1px solid black;"><u>Escrow Statement or Auctioneers Report Attached?</u></th> </tr> </thead> <tbody> <tr><td>1.</td><td></td><td></td><td></td><td></td><td></td></tr> <tr><td>2.</td><td></td><td></td><td></td><td></td><td></td></tr> <tr><td>3.</td><td></td><td></td><td></td><td></td><td></td></tr> <tr><td>4.</td><td></td><td></td><td></td><td></td><td></td></tr> <tr><td>5.</td><td></td><td></td><td></td><td></td><td></td></tr> <tr> <td colspan="6" style="text-align: center; padding-top: 10px;">Total _____</td> </tr> </tbody> </table> <p style="font-size: small; margin-top: 5px;">Any disbursements made from escrow or trust accounts from the proceeds of the above transactions should also be included on the line of UST-14 entitled "Disbursements from sales out of the ordinary course."</p>	<u>Asset Description</u>	<u>Date of Court Approval</u>	<u>Method of Disposition</u>	<u>Gross Sales Price</u>	<u>Net Proceeds Received (&Date)</u>	<u>Escrow Statement or Auctioneers Report Attached?</u>	1.						2.						3.						4.						5.						Total _____						<input type="checkbox"/>	<input checked="" type="checkbox"/>
<u>Asset Description</u>	<u>Date of Court Approval</u>	<u>Method of Disposition</u>	<u>Gross Sales Price</u>	<u>Net Proceeds Received (&Date)</u>	<u>Escrow Statement or Auctioneers Report Attached?</u>																																							
1.																																												
2.																																												
3.																																												
4.																																												
5.																																												
Total _____																																												
<p>Question 2 - Financing. During the reporting month, did the debtor receive any funds from an outside funding source?</p> <table style="width: 100%; border-collapse: collapse;"> <thead> <tr> <th style="text-align: left; border-bottom: 1px solid black;"><u>Date of Court Approval</u></th> <th style="text-align: left; border-bottom: 1px solid black;"><u>Amount</u></th> <th style="text-align: left; border-bottom: 1px solid black;"><u>Source of funds</u></th> <th style="text-align: left; border-bottom: 1px solid black;"><u>Date Received</u></th> </tr> </thead> <tbody> <tr> <td colspan="4" style="text-align: center; padding-top: 10px;">Total _____</td> </tr> </tbody> </table>	<u>Date of Court Approval</u>	<u>Amount</u>	<u>Source of funds</u>	<u>Date Received</u>	Total _____				<input type="checkbox"/>	<input checked="" type="checkbox"/>																																		
<u>Date of Court Approval</u>	<u>Amount</u>	<u>Source of funds</u>	<u>Date Received</u>																																									
Total _____																																												
<p>Question 3 - Insider Loans/Capital Contributions. During the reporting month, did the debtor receive any funds from an officer, director, partner, or other insider of the debtor?</p> <table style="width: 100%; border-collapse: collapse;"> <thead> <tr> <th style="text-align: left; border-bottom: 1px solid black;"><u>Date of Court Approval</u></th> <th style="text-align: left; border-bottom: 1px solid black;"><u>Amount</u></th> <th style="text-align: left; border-bottom: 1px solid black;"><u>Source of funds</u></th> <th style="text-align: left; border-bottom: 1px solid black;"><u>Date Received</u></th> </tr> </thead> <tbody> <tr> <td colspan="4" style="text-align: center; padding-top: 10px;">Total _____</td> </tr> </tbody> </table>	<u>Date of Court Approval</u>	<u>Amount</u>	<u>Source of funds</u>	<u>Date Received</u>	Total _____				<input type="checkbox"/>	<input checked="" type="checkbox"/>																																		
<u>Date of Court Approval</u>	<u>Amount</u>	<u>Source of funds</u>	<u>Date Received</u>																																									
Total _____																																												

Exhibits

UST-12 Comparative
Balance Sheet
Exhibit 1

AS of Month Ending	3/31/2016	4/30/2016	5/31/2016	6/30/2016	7/31/2016	8/31/2016	9/30/2016	10/31/2016	11/30/2016	12/31/2016
ASSETS										
Current Assets										
Cash	\$ 4,141	\$ 99,761	\$ 458,343	\$ 1,406,521	\$ 1,389,074	\$ 1,435,050	\$ 1,312,505	\$ 1,188,324	\$ 450,958	\$ 602,657
Accounts Receivable (net)	\$ -	\$ 415,311	\$ 623,434	\$ 608,077	\$ 800,142	\$ 947,532	\$ 793,038	\$ 783,246	\$ 647,938	\$ 1,083,179
Pre-Petition Accounts Receivable	\$ 1,171,291	\$ 645,434	\$ 501,492	\$ 346,611	\$ 318,434	\$ 249,374	\$ 231,982	\$ 214,653	\$ 193,835	\$ 175,433
Inventory - Vault	\$ 1,168,017	\$ 1,168,017	\$ 864,558	\$ 845,681	\$ 398,862	\$ 90,772	\$ -	\$ -	\$ -	\$ -
Inventory Tomball	\$ 840,675	\$ 840,675	\$ 840,675	\$ -	\$ -	\$ -	\$ -	\$ -	\$ -	\$ -
Inventory	\$ 3,812,427	\$ 3,635,066	\$ 3,456,017	\$ 3,448,444	\$ 3,330,179	\$ 3,097,563	\$ 3,097,563	\$ 3,079,337	\$ 3,035,691	\$ 2,947,482
Prepaid Expenses	\$ (0)	\$ 7,090	\$ 4,103	\$ 3,638	\$ 96,080	\$ 151,799	\$ 267,560	\$ 287,720	\$ 225,729	\$ 325,836
Legal Receivable	\$ 253,929	\$ 253,929	\$ 253,904	\$ 253,879	\$ 253,854	\$ 253,829	\$ 253,829	\$ 253,829	\$ 253,829	\$ 253,829
Consignment Receivable	\$ -	\$ 2,500	\$ 35,100	\$ 34,600	\$ 44,350	\$ 43,850	\$ 46,025	\$ 40,825	\$ 35,380	\$ 34,976
Deposits/Advances	\$ 7,250,481	\$ 7,067,784	\$ 7,037,627	\$ 6,947,451	\$ 6,630,976	\$ 6,269,769	\$ 6,002,502	\$ 5,847,934	\$ 4,843,359	\$ 5,423,393
Total Current Assets	\$ 608,418	\$ 608,418	\$ 611,643	\$ 448,598	\$ 448,598	\$ 448,598	\$ 497,972	\$ 497,972	\$ 497,972	\$ 529,352
Fixed Assets										
Real Property/Building	\$ -	\$ -	\$ -	\$ -	\$ -	\$ -	\$ -	\$ -	\$ -	\$ -
Equipment	\$ -	\$ -	\$ -	\$ -	\$ -	\$ -	\$ -	\$ -	\$ -	\$ -
Accumulated Depreciation	\$ -	\$ -	\$ -	\$ -	\$ -	\$ -	\$ -	\$ -	\$ -	\$ -
Total Fixed Assets	\$ 608,418	\$ 608,418	\$ 611,643	\$ 448,598	\$ 448,598	\$ 448,598	\$ 497,972	\$ 497,972	\$ 497,972	\$ 529,352
Other Assets - Dies	\$ -	\$ -	\$ -	\$ -	\$ -	\$ -	\$ -	\$ -	\$ -	\$ -
TOTAL ASSETS	\$ 7,858,898	\$ 7,676,202	\$ 7,649,270	\$ 7,396,049	\$ 7,079,574	\$ 6,718,367	\$ 6,500,475	\$ 6,345,727	\$ 5,341,152	\$ 5,952,745
LIABILITIES										
Post-Petition Liabilities										
Accrued Liabilities	\$ -	\$ 357,785	\$ 360,614	\$ 373,580	\$ 281,585	\$ 367,084	\$ 455,594	\$ 479,412	\$ 305,181	\$ 410,067
Accrued Payroll	\$ -	\$ 66,009	\$ 143,430	\$ 42,110	\$ 115,111	\$ 48,947	\$ 52,698	\$ 72,441	\$ 31,598	\$ 73,875
Other Accounts Payable	\$ -	\$ 334,189	\$ 693,579	\$ 1,073,714	\$ 1,348,480	\$ 1,698,081	\$ 1,973,350	\$ 2,221,456	\$ 2,440,557	\$ 2,253,630
Trustee and Professional Payable	\$ -	\$ 50,000	\$ 50,000	\$ 50,000	\$ 50,000	\$ 50,000	\$ 50,000	\$ 50,000	\$ 50,000	\$ 50,000
Lease Termination Payable	\$ -	\$ 100,000	\$ 100,000	\$ 100,000	\$ 100,000	\$ 100,000	\$ 100,000	\$ 100,000	\$ 100,000	\$ 100,000
Environmental Payable	\$ -	\$ -	\$ -	\$ -	\$ -	\$ 6,534	\$ 6,534	\$ 6,534	\$ 6,534	\$ 6,534
Segregated Cash per Court Orders	\$ -	\$ -	\$ -	\$ -	\$ -	\$ -	\$ -	\$ -	\$ -	\$ -
DIP Financing	\$ -	\$ -	\$ -	\$ -	\$ -	\$ -	\$ -	\$ -	\$ -	\$ -
Environmental Assessment Payable	\$ -	\$ -	\$ -	\$ -	\$ -	\$ -	\$ -	\$ -	\$ -	\$ -
Lease Cure Costs Payable	\$ -	\$ -	\$ -	\$ -	\$ -	\$ -	\$ -	\$ -	\$ -	\$ -
Administrative Claims Payable	\$ -	\$ -	\$ -	\$ -	\$ -	\$ -	\$ -	\$ -	\$ -	\$ -
Customer Deposits	\$ -	\$ -	\$ (0)	\$ (0)	\$ (0)	\$ 193,013	\$ 202,594	\$ 164,918	\$ 66,998	\$ 121,953
Total Post-Petition Liabilities	\$ -	\$ 907,983	\$ 1,347,622	\$ 1,639,404	\$ 1,901,710	\$ 2,463,659	\$ 2,840,771	\$ 3,094,761	\$ 3,000,869	\$ 3,016,058
Pre-Petition Liabilities										
Pre-Petition Lease & Contract Claims	\$ -	\$ -	\$ -	\$ -	\$ -	\$ -	\$ -	\$ -	\$ -	\$ -
Unsecured Debt	\$ 55,789,208	\$ 55,789,208	\$ 55,789,208	\$ 55,789,208	\$ 55,789,208	\$ 55,789,208	\$ 55,789,208	\$ 55,789,208	\$ 55,789,208	\$ 55,789,208
Pre-Petition A/P	\$ -	\$ 639	\$ 639	\$ 639	\$ -	\$ -	\$ -	\$ -	\$ -	\$ -
Priority Debt:										
Taxes	\$ 72,754	\$ 72,754	\$ 72,754	\$ -	\$ -	\$ -	\$ -	\$ -	\$ -	\$ -
Other	\$ -	\$ -	\$ -	\$ -	\$ -	\$ -	\$ -	\$ -	\$ -	\$ -
Secured Claims	\$ -	\$ -	\$ -	\$ -	\$ -	\$ -	\$ -	\$ -	\$ -	\$ -
Total Pre-Petition Liabilities	\$ 55,861,962	\$ 55,862,601	\$ 55,862,601	\$ 55,789,847	\$ 55,789,208	\$ 55,789,208	\$ 55,789,208	\$ 55,789,208	\$ 55,789,208	\$ 55,789,208
TOTAL LIABILITIES	\$ 55,861,962	\$ 56,770,584	\$ 57,210,223	\$ 57,429,250	\$ 57,690,918	\$ 58,252,867	\$ 58,629,979	\$ 58,883,969	\$ 58,790,077	\$ 58,805,366
EQUITY										
Stockholders' Equity (Deficit)	\$ (48,003,063)	\$ (49,094,381)	\$ (49,560,953)	\$ (50,033,202)	\$ (50,611,344)	\$ (51,534,500)	\$ (52,129,504)	\$ (52,538,242)	\$ (53,448,925)	\$ (52,852,521)
Retained Earnings	\$ (48,003,063)	\$ (49,094,381)	\$ (49,560,953)	\$ (50,033,202)	\$ (50,611,344)	\$ (51,534,500)	\$ (52,129,504)	\$ (52,538,242)	\$ (53,448,925)	\$ (52,852,521)
STOCKHOLDERS' EQUITY OR PARTNERS' INVESTMENT	\$ 7,858,898	\$ 7,676,202	\$ 7,649,270	\$ 7,396,049	\$ 7,079,574	\$ 6,718,367	\$ 6,500,475	\$ 6,345,727	\$ 5,341,152	\$ 5,952,745

UST-12 Comparative
Balance Sheet
Exhibit 1

AS of Month Ending	1/31/2017	2/28/2017	3/31/2017	4/30/2017	5/31/2017	6/30/2017	7/31/2017	8/31/2017	9/30/2017	10/31/2017	11/30/2017	12/31/2017
ASSETS												
Current Assets												
Cash	\$ 453,133	\$ 409,719	\$ 370,028	\$ 304,269	\$ 195,888	\$ 249,670	\$ 282,511	\$ 417,915	\$ 80,694	\$ 170,777	\$ 81,525	\$ 47,104
Accounts Receivable (net)	\$ 1,056,426	\$ 997,280	\$ 923,337	\$ 1,018,078	\$ 1,007,896	\$ 946,513	\$ 883,087	\$ 886,876	\$ 765,976	\$ 641,031	\$ 758,654	\$ 495,870
Pre-Petition Accounts Receivable	\$ 175,433	\$ 175,433	\$ 175,433	\$ 175,433	\$ 175,433	\$ 175,433	\$ 25,000	\$ 23,200	\$ 20,234	\$ 70,397	\$ 70,397	\$ 70,397
Inventory - Vault	\$ -	\$ -	\$ -	\$ -	\$ -	\$ -	\$ -	\$ -	\$ -	\$ -	\$ -	\$ -
Inventory Tomball	\$ -	\$ -	\$ -	\$ -	\$ -	\$ -	\$ -	\$ -	\$ -	\$ -	\$ -	\$ -
Inventory	\$ 2,947,482	\$ 3,118,433	\$ 2,176,101	\$ 2,176,101	\$ 1,784,777	\$ 1,825,046	\$ 1,885,075	\$ 1,932,929	\$ 1,882,466	\$ 1,818,612	\$ 1,822,055	\$ 1,646,513
Prepaid Expenses	\$ 323,852	\$ 253,266	\$ 376,678	\$ 224,053	\$ 235,135	\$ 171,464	\$ 99,155	\$ 254,186	\$ 136,592	\$ 149,281	\$ 89,113	\$ 37,613
Legal Receivable	\$ 253,829	\$ 253,804	\$ 253,804	\$ 253,804	\$ 253,804	\$ 235,804	\$ -	\$ -	\$ -	\$ -	\$ -	\$ -
Consignment Receivable	\$ -	\$ -	\$ -	\$ -	\$ -	\$ -	\$ -	\$ -	\$ -	\$ -	\$ -	\$ -
Deposits/Advances	\$ 37,576	\$ 34,800	\$ 39,300	\$ 42,463	\$ 40,920	\$ 87,110	\$ 134,122	\$ 94,388	\$ 93,607	\$ 99,511	\$ 92,607	\$ 40,465
Total Current Assets	\$ 5,247,730	\$ 5,242,736	\$ 4,314,681	\$ 4,194,202	\$ 3,693,853	\$ 3,691,040	\$ 3,308,950	\$ 3,609,494	\$ 2,979,569	\$ 2,949,609	\$ 2,914,351	\$ 2,337,962
Fixed Assets												
Real Property/Building	\$ -	\$ -	\$ -	\$ -	\$ -	\$ -	\$ -	\$ -	\$ -	\$ -	\$ -	\$ -
Equipment	\$ 545,130	\$ 545,130	\$ 549,333	\$ 585,144	\$ 585,429	\$ 595,061	\$ 595,061	\$ 595,311	\$ 595,516	\$ 595,516	\$ 595,793	\$ 595,793
Accumulated Depreciation	\$ -	\$ -	\$ -	\$ -	\$ -	\$ -	\$ -	\$ -	\$ -	\$ -	\$ -	\$ -
Total Fixed Assets	\$ 545,130	\$ 545,130	\$ 549,333	\$ 585,144	\$ 585,429	\$ 595,061	\$ 595,061	\$ 595,311	\$ 595,516	\$ 595,516	\$ 595,793	\$ 595,793
Other Assets - Dies	\$ -	\$ -	\$ -	\$ -	\$ -	\$ -	\$ -	\$ -	\$ -	\$ -	\$ -	\$ -
TOTAL ASSETS	\$ 5,792,861	\$ 5,787,866	\$ 4,864,014	\$ 4,779,345	\$ 4,279,282	\$ 4,286,101	\$ 3,904,011	\$ 4,204,805	\$ 3,575,086	\$ 3,545,125	\$ 3,510,144	\$ 2,933,755
LIABILITIES												
Post-Petition Liabilities												
Accrued Liabilities	\$ 440,870	\$ 405,832	\$ 517,036	\$ 519,646	\$ 584,640	\$ 348,703	\$ 254,034	\$ 270,934	\$ 77,416	\$ 86,883	\$ 147,717	\$ 180,813
Accrued Payroll	\$ -	\$ -	\$ -	\$ -	\$ -	\$ -	\$ -	\$ -	\$ -	\$ -	\$ -	\$ -
Other Accounts Payable	\$ 89,039	\$ 73,182	\$ 94,423	\$ 91,605	\$ 100,149	\$ 153,425	\$ 174,859	\$ 124,423	\$ 217,717	\$ 206,580	\$ 45,149	\$ 39,007
Trustee and Professional Payable	\$ 2,490,392	\$ 2,728,050	\$ 3,096,203	\$ 3,296,613	\$ 3,428,438	\$ 3,641,587	\$ 3,741,323	\$ 3,977,498	\$ 4,091,921	\$ 4,146,502	\$ 4,149,968	\$ 4,301,904
Lease Termination Payable	\$ 50,000	\$ 50,000	\$ 50,000	\$ 50,000	\$ 50,000	\$ 50,000	\$ 50,000	\$ 50,000	\$ 50,000	\$ 50,000	\$ 50,000	\$ 50,000
Environmental Payable	\$ 100,000	\$ 100,000	\$ -	\$ -	\$ -	\$ -	\$ -	\$ -	\$ -	\$ -	\$ -	\$ -
Segregated Cash per Court Orders	\$ 132,392	\$ 132,392	\$ 132,392	\$ 132,392	\$ 132,392	\$ 132,392	\$ 132,392	\$ 132,392	\$ 132,392	\$ 132,392	\$ 132,392	\$ 132,392
DIP Financing	\$ -	\$ -	\$ -	\$ -	\$ -	\$ 209,173	\$ 232,949	\$ 296,621	\$ 284,258	\$ 422,047	\$ 652,636	\$ 545,199
Environmental Assessment Payable	\$ -	\$ -	\$ -	\$ -	\$ -	\$ -	\$ -	\$ -	\$ -	\$ -	\$ -	\$ -
Lease Cure Costs Payable	\$ -	\$ -	\$ -	\$ -	\$ -	\$ -	\$ -	\$ -	\$ -	\$ -	\$ -	\$ -
Administrative Claims Payable	\$ -	\$ -	\$ -	\$ -	\$ -	\$ -	\$ -	\$ -	\$ -	\$ -	\$ -	\$ -
Customer Deposits	\$ 141,985	\$ 156,111	\$ 262,486	\$ 201,634	\$ 165,910	\$ 185,565	\$ 110,606	\$ 375,484	\$ 97,028	\$ 153,599	\$ 169,343	\$ 222,069
Total Post-Petition Liabilities	\$ 3,444,678	\$ 3,645,566	\$ 4,152,540	\$ 4,291,890	\$ 4,461,529	\$ 4,720,845	\$ 4,696,163	\$ 5,227,352	\$ 4,986,819	\$ 5,282,183	\$ 5,394,190	\$ 5,541,592
Pre-Petition Liabilities												
Pre-Petition Lease & Contract Claims	\$ -	\$ -	\$ -	\$ -	\$ -	\$ -	\$ -	\$ -	\$ -	\$ -	\$ -	\$ -
Unsecured Debt	\$ 55,789,208	\$ 55,789,208	\$ 55,789,208	\$ 55,789,208	\$ 55,789,208	\$ 55,789,208	\$ 55,789,208	\$ 55,789,208	\$ 55,789,208	\$ 55,789,208	\$ 55,789,208	\$ 55,789,208
Pre-Petition A/P	\$ -	\$ -	\$ -	\$ -	\$ -	\$ -	\$ -	\$ -	\$ -	\$ -	\$ -	\$ -
Priority Debt:	\$ -	\$ -	\$ -	\$ -	\$ -	\$ -	\$ -	\$ -	\$ -	\$ -	\$ -	\$ -
Taxes	\$ -	\$ -	\$ -	\$ -	\$ -	\$ -	\$ -	\$ -	\$ -	\$ -	\$ -	\$ -
Other	\$ -	\$ -	\$ -	\$ -	\$ -	\$ -	\$ -	\$ -	\$ -	\$ -	\$ -	\$ -
Secured Claims	\$ -	\$ -	\$ -	\$ -	\$ -	\$ -	\$ -	\$ -	\$ -	\$ -	\$ -	\$ -
Total Pre-Petition Liabilities	\$ 55,789,208	\$ 55,789,208	\$ 55,789,208	\$ 55,789,208	\$ 55,789,208	\$ 55,789,208	\$ 55,789,208	\$ 55,789,208	\$ 55,789,208	\$ 55,789,208	\$ 55,789,208	\$ 55,789,208
TOTAL LIABILITIES	\$ 59,233,886	\$ 59,434,774	\$ 59,941,748	\$ 60,081,098	\$ 60,250,737	\$ 60,510,053	\$ 60,485,371	\$ 61,016,560	\$ 60,776,027	\$ 61,071,391	\$ 61,183,398	\$ 61,330,800
EQUITY												
Stockholders' Equity (Deficit)	\$ (53,441,025)	\$ (53,646,908)	\$ (55,077,734)	\$ (55,301,752)	\$ (55,971,455)	\$ (56,223,952)	\$ (56,581,360)	\$ (56,811,755)	\$ (57,200,942)	\$ (57,526,266)	\$ (57,673,254)	\$ (58,397,045)
Retained Earnings	\$ (53,441,025)	\$ (53,646,908)	\$ (55,077,734)	\$ (55,301,752)	\$ (55,971,455)	\$ (56,223,952)	\$ (56,581,360)	\$ (56,811,755)	\$ (57,200,942)	\$ (57,526,266)	\$ (57,673,254)	\$ (58,397,045)
STOCKHOLDERS' EQUITY OR PARTNERS' INVESTMENT	\$ 5,792,861	\$ 5,787,866	\$ 4,864,014	\$ 4,779,345	\$ 4,279,282	\$ 4,286,101	\$ 3,904,011	\$ 4,204,805	\$ 3,575,086	\$ 3,545,125	\$ 3,510,144	\$ 2,933,755
												0

UST-12 Comparative
Balance Sheet
Exhibit 1

AS of Month Ending	1/31/2018	2/28/2018	3/31/2018	4/30/2018	5/31/2018	6/30/2018	7/31/2018	8/31/2018	9/30/2018	10/31/2018	11/30/2018	12/31/2018
ASSETS												
Current Assets												
Cash	\$ 37,295	\$ 244,355	\$ 104,115	\$ 1,580,974	\$ 2,441,073	\$ 2,742,364	\$ 2,929,344	\$ 2,804,741	\$ 2,744,378	\$ 2,389,183	\$ 2,358,575	\$ 2,212,780
Accounts Receivable (net)	\$ 443,219	\$ 279,569	\$ 276,254	\$ 162,982	\$ 153,026	\$ 148,202	\$ 98,828	\$ 81,205	\$ 80,093	\$ 77,869	\$ 77,869	\$ 61,655
Pre-Petition Accounts Receivable	\$ 70,397	\$ 65,397	\$ 65,397	\$ 14,000	\$ 14,000	\$ 14,000	\$ 14,000	\$ 14,000	\$ 14,000	\$ 14,000	\$ 14,000	\$ 14,000
Inventory - Vault	\$ -	\$ -	\$ -	\$ -	\$ -	\$ -	\$ -	\$ -	\$ -	\$ -	\$ -	\$ -
Inventory Tomball	\$ -	\$ -	\$ -	\$ -	\$ -	\$ -	\$ -	\$ -	\$ -	\$ -	\$ -	\$ -
Inventory	\$ 1,570,749	\$ 1,525,749	\$ 1,480,749	\$ 400,000	\$ 400,000	\$ 400,000	\$ 370,000	\$ 354,624	\$ 354,624	\$ 354,624	\$ 354,624	\$ 354,624
Prepaid Expenses	\$ 31,528	\$ 23,425	\$ 27,477	\$ 27,793	\$ 21,119	\$ 17,320	\$ 11,547	\$ 5,773	\$ -	\$ -	\$ -	\$ -
Legal Receivable	\$ -	\$ -	\$ -	\$ -	\$ -	\$ -	\$ -	\$ -	\$ -	\$ -	\$ -	\$ -
Consignment Receivable	\$ -	\$ -	\$ -	\$ -	\$ -	\$ -	\$ -	\$ -	\$ -	\$ -	\$ -	\$ -
Deposits/Advances	\$ 40,265	\$ 42,100	\$ 39,701	\$ 23,137	\$ 23,137	\$ 223,137	\$ 14,107	\$ 14,107	\$ 25,000	\$ 25,000	\$ 25,000	\$ 13,172
Total Current Assets	\$ 2,193,454	\$ 2,180,595	\$ 1,993,693	\$ 2,208,885	\$ 3,052,354	\$ 3,570,023	\$ 3,462,826	\$ 3,299,449	\$ 3,232,484	\$ 2,860,675	\$ 2,830,067	\$ 2,656,230
Fixed Assets												
Real Property/Building	\$ 595,793	\$ 595,793	\$ 595,793	\$ 50,000	\$ 50,000	\$ 50,000	\$ 50,000	\$ 10,825	\$ 8,625	\$ 8,250	\$ 8,250	\$ 7,125
Equipment	\$ -	\$ -	\$ -	\$ -	\$ -	\$ -	\$ -	\$ -	\$ -	\$ -	\$ -	\$ -
Accumulated Depreciation	\$ 595,793	\$ 595,793	\$ 595,793	\$ 50,000	\$ 50,000	\$ 50,000	\$ 50,000	\$ 10,825	\$ 8,625	\$ 8,250	\$ 8,250	\$ 7,125
Total Fixed Assets	\$ -	\$ -	\$ -	\$ 1,400,000	\$ 500,000	\$ -	\$ -	\$ -	\$ -	\$ -	\$ -	\$ -
Other Assets - Dies	\$ 2,789,247	\$ 2,776,388	\$ 2,589,485	\$ 3,658,885	\$ 3,602,354	\$ 3,620,023	\$ 3,512,826	\$ 3,310,275	\$ 3,241,109	\$ 2,868,925	\$ 2,838,318	\$ 2,663,355
TOTAL ASSETS												
LIABILITIES												
Post-Petition Liabilities												
Accrued Liabilities	\$ 286,561	\$ 303,787	\$ 239,554	\$ 29,091	\$ 33,199	\$ 25,235	\$ 27,112	\$ 20,561	\$ 20,808	\$ 2,989	\$ 2,989	\$ 2,989
Accrued Payroll	\$ 30,525	\$ 27,815	\$ 11,815	\$ 123	\$ 2,302	\$ 2,905	\$ 123	\$ 123	\$ 123	\$ 174	\$ 110	\$ 110
Other Accounts Payable	\$ 254,629	\$ 293,881	\$ 204,773	\$ 88,993	\$ 111,377	\$ 97,282	\$ 114,637	\$ 141,184	\$ 144,818	\$ 4,547	\$ (5,528)	\$ 715
Trustee and Professional Payable	\$ 4,471,770	\$ 4,631,116	\$ 4,756,398	\$ 4,846,752	\$ 4,996,025	\$ 5,215,910	\$ 5,345,234	\$ 5,440,352	\$ 5,476,057	\$ 5,532,932	\$ 5,647,004	\$ 5,726,817
Lease Termination Payable	\$ 50,000	\$ 50,000	\$ 50,000	\$ 50,000	\$ 50,000	\$ 50,000	\$ 50,000	\$ 50,000	\$ 50,000	\$ -	\$ -	\$ -
Environmental Payable	\$ -	\$ -	\$ -	\$ -	\$ -	\$ -	\$ -	\$ -	\$ -	\$ -	\$ -	\$ -
Segregated Cash per Court Orders	\$ 6,534	\$ 6,534	\$ 6,534	\$ 6,534	\$ 6,534	\$ 6,534	\$ 6,534	\$ 6,534	\$ 6,534	\$ 6,534	\$ 6,534	\$ 6,534
DIP Financing	\$ 231,637	\$ 130,898	\$ -	\$ -	\$ -	\$ -	\$ -	\$ -	\$ -	\$ -	\$ -	\$ -
Environmental Assessment Payable	\$ -	\$ -	\$ -	\$ -	\$ -	\$ -	\$ -	\$ -	\$ -	\$ -	\$ -	\$ -
Lease Cure Costs Payable	\$ 150,000	\$ 150,000	\$ 150,000	\$ 150,000	\$ 150,000	\$ 150,000	\$ 150,000	\$ 84,422	\$ 84,422	\$ -	\$ -	\$ -
Administrative Claims Payable	\$ -	\$ -	\$ -	\$ 1,179,905	\$ 1,167,405	\$ 1,167,405	\$ 1,167,405	\$ 1,044,905	\$ 1,044,905	\$ 204,914	\$ 204,914	\$ 18,500
Customer Deposits	\$ 138,980	\$ 335,105	\$ 309,275	\$ 21,285	\$ 19,785	\$ 19,785	\$ 19,785	\$ 19,785	\$ 19,785	\$ 18,470	\$ 18,470	\$ -
Total Post-Petition Liabilities	\$ 5,620,636	\$ 5,929,136	\$ 5,728,349	\$ 6,372,683	\$ 6,536,628	\$ 6,735,056	\$ 6,880,830	\$ 6,807,866	\$ 6,847,451	\$ 5,780,560	\$ 5,883,193	\$ 5,764,365
Pre-Petition Liabilities												
Pre-Petition Lease & Contract Claims	\$ -	\$ -	\$ -	\$ -	\$ -	\$ -	\$ -	\$ -	\$ -	\$ -	\$ -	\$ -
Unsecured Debt	\$ 55,789,208	\$ 55,789,208	\$ 55,789,208	\$ 55,789,208	\$ 55,789,208	\$ 55,789,208	\$ 55,789,208	\$ 55,789,208	\$ 55,789,208	\$ 55,789,208	\$ 55,789,208	\$ 55,789,208
Pre-Petition A/P	\$ -	\$ -	\$ -	\$ -	\$ -	\$ -	\$ -	\$ -	\$ -	\$ -	\$ -	\$ -
Priority Debt:	\$ -	\$ -	\$ -	\$ -	\$ -	\$ -	\$ -	\$ -	\$ -	\$ -	\$ -	\$ -
Taxes	\$ -	\$ -	\$ -	\$ -	\$ -	\$ -	\$ -	\$ -	\$ -	\$ -	\$ -	\$ -
Other	\$ -	\$ -	\$ -	\$ -	\$ -	\$ -	\$ -	\$ -	\$ -	\$ -	\$ -	\$ -
Secured Claims	\$ -	\$ -	\$ -	\$ -	\$ -	\$ -	\$ -	\$ -	\$ -	\$ -	\$ -	\$ -
Total Pre-Petition Liabilities	\$ 55,789,208	\$ 55,789,208	\$ 55,789,208	\$ 55,789,208	\$ 55,789,208	\$ 55,789,208	\$ 55,789,208	\$ 55,789,208	\$ 55,789,208	\$ 55,928,535	\$ 55,929,432	\$ 55,930,343
TOTAL LIABILITIES	\$ 61,409,844	\$ 61,718,344	\$ 61,517,557	\$ 62,161,891	\$ 62,325,836	\$ 62,524,264	\$ 62,670,038	\$ 62,597,074	\$ 62,636,659	\$ 61,709,095	\$ 61,812,625	\$ 61,694,708
EQUITY												
Stockholders' Equity (Deficit)	\$ (58,620,598)	\$ (58,941,956)	\$ (58,928,072)	\$ (58,503,006)	\$ (58,723,482)	\$ (58,904,241)	\$ (59,157,212)	\$ (59,286,799)	\$ (59,395,550)	\$ (58,840,170)	\$ (58,974,307)	\$ (59,031,353)
Retained Earnings	\$ (58,620,598)	\$ (58,941,956)	\$ (58,928,072)	\$ (58,503,006)	\$ (58,723,482)	\$ (58,904,241)	\$ (59,157,212)	\$ (59,286,799)	\$ (59,395,550)	\$ (58,840,170)	\$ (58,974,307)	\$ (59,031,353)
Total Stockholders' Equity (Deficit)	\$ (58,620,598)	\$ (58,941,956)	\$ (58,928,072)	\$ (58,503,006)	\$ (58,723,482)	\$ (58,904,241)	\$ (59,157,212)	\$ (59,286,799)	\$ (59,395,550)	\$ (58,840,170)	\$ (58,974,307)	\$ (59,031,353)
STOCKHOLDERS' EQUITY OR PARTNERS' INVESTMENT	\$ 2,789,246	\$ 2,776,388	\$ 2,589,485	\$ 3,658,885	\$ 3,602,354	\$ 3,620,023	\$ 3,512,826	\$ 3,310,275	\$ 3,241,109	\$ 2,868,925	\$ 2,838,318	\$ 2,663,355

UST-12 Comparative
Balance Sheet
Exhibit 1

AS of Month Ending	1/31/2019	2/28/2019	3/31/2019	4/30/2018	5/31/2019	6/30/2019	7/31/2019	8/31/2019	9/30/2019	10/31/2019	11/30/2019	12/31/2019
ASSETS												
Current Assets												
Cash	\$ 2,203,663	\$ 2,187,652	\$ 2,199,183	\$ 2,169,554	\$ 2,169,399	\$ 2,160,058	\$ 2,162,788	\$ 2,270,342	\$ 2,272,638	\$ 496,504	\$ 520,059	\$ 370,821
Accounts Receivable (net)	\$ 58,397	\$ 58,397	\$ 58,397	\$ 58,397	\$ 58,397	\$ 58,397	\$ 58,397	\$ 58,397	\$ 58,397	\$ 58,397	\$ 58,397	\$ -
Pre-Petition Accounts Receivable	\$ 14,000	\$ 14,000	\$ 14,000	\$ 14,000	\$ 14,000	\$ 14,000	\$ 14,000	\$ 14,000	\$ 14,000	\$ 14,000	\$ 14,000	\$ -
Inventory - Vault	\$ -	\$ -	\$ -	\$ -	\$ -	\$ -	\$ -	\$ -	\$ -	\$ -	\$ -	\$ -
Inventory Tomball	\$ -	\$ -	\$ -	\$ -	\$ -	\$ -	\$ -	\$ -	\$ -	\$ -	\$ -	\$ -
Inventory	\$ 70,000	\$ 70,000	\$ 70,000	\$ 70,000	\$ 70,000	\$ 70,000	\$ 70,000	\$ 70,000	\$ 70,000	\$ 70,000	\$ 70,000	\$ -
Prepaid Expenses	\$ -	\$ -	\$ -	\$ -	\$ -	\$ -	\$ -	\$ -	\$ -	\$ -	\$ -	\$ -
Legal Receivable	\$ -	\$ -	\$ -	\$ -	\$ -	\$ -	\$ -	\$ -	\$ -	\$ -	\$ -	\$ -
Consignment Receivable	\$ 6,730	\$ 6,730	\$ 6,730	\$ 3,922	\$ 800	\$ 800	\$ 800	\$ 800	\$ 800	\$ 800	\$ 800	\$ -
Deposits/Advances	\$ -	\$ -	\$ -	\$ -	\$ -	\$ -	\$ -	\$ -	\$ -	\$ -	\$ -	\$ -
Total Current Assets	\$ 2,352,790	\$ 2,336,780	\$ 2,348,311	\$ 2,315,873	\$ 2,312,596	\$ 2,303,255	\$ 2,305,985	\$ 2,343,539	\$ 2,345,035	\$ 568,901	\$ 592,456	\$ 370,821
Fixed Assets												
Real Property/Building	\$ 7,125	\$ 4,804	\$ 4,804	\$ 4,804	\$ 4,804	\$ 4,804	\$ 4,804	\$ 4,804	\$ -	\$ -	\$ -	\$ -
Equipment	\$ -	\$ -	\$ -	\$ -	\$ -	\$ -	\$ -	\$ -	\$ -	\$ -	\$ -	\$ -
Accumulated Depreciation	\$ 7,125	\$ 4,804	\$ 4,804	\$ 4,804	\$ 4,804	\$ 4,804	\$ 4,804	\$ 4,804	\$ -	\$ -	\$ -	\$ -
Total Fixed Assets	\$ -	\$ -	\$ -	\$ -	\$ -	\$ -	\$ -	\$ -	\$ -	\$ -	\$ -	\$ -
Other Assets - Dies	\$ 2,359,915	\$ 2,341,584	\$ 2,353,115	\$ 2,320,677	\$ 2,317,400	\$ 2,308,059	\$ 2,310,789	\$ 2,343,539	\$ 2,345,035	\$ 568,901	\$ 592,456	\$ 370,821
TOTAL ASSETS												
LIABILITIES												
Post-Petition Liabilities												
Accrued Liabilities	\$ 2,989	\$ 2,989	\$ 2,989	\$ -	\$ -	\$ -	\$ -	\$ -	\$ -	\$ -	\$ -	\$ -
Accrued Payroll	\$ 110	\$ 110	\$ 110	\$ 110	\$ 110	\$ 110	\$ 110	\$ 110	\$ 110	\$ 110	\$ 110	\$ -
Other Accounts Payable	\$ 6,526	\$ 7,135	\$ 10,494	\$ -	\$ 6,526	\$ -	\$ -	\$ -	\$ -	\$ -	\$ -	\$ -
Trustee and Professional Payable	\$ 5,829,303	\$ 5,874,101	\$ 5,943,695	\$ 5,966,646	\$ 5,988,307	\$ 6,009,326	\$ 6,035,580	\$ 6,070,509	\$ 6,090,079	\$ 4,383,951	\$ 4,396,274	\$ 4,257,490
Lease Termination Payable	\$ -	\$ -	\$ -	\$ -	\$ -	\$ -	\$ -	\$ -	\$ -	\$ -	\$ -	\$ -
Environmental Payable	\$ -	\$ -	\$ -	\$ -	\$ -	\$ -	\$ -	\$ -	\$ -	\$ -	\$ -	\$ -
Segregated Cash per Court Orders	\$ 6,534	\$ 6,534	\$ 6,534	\$ 6,534	\$ 6,534	\$ 6,534	\$ 6,534	\$ 6,534	\$ 6,534	\$ 6,534	\$ 6,534	\$ -
DIP Financing	\$ 8,700	\$ 489	\$ 489	\$ 489	\$ 489	\$ 489	\$ 489	\$ 489	\$ 489	\$ -	\$ -	\$ -
Environmental Assessment Payable	\$ -	\$ -	\$ -	\$ -	\$ -	\$ -	\$ -	\$ -	\$ -	\$ -	\$ -	\$ -
Lease Cure Costs Payable	\$ -	\$ -	\$ -	\$ -	\$ -	\$ -	\$ -	\$ -	\$ -	\$ -	\$ -	\$ -
Administrative Claims Payable	\$ 12,300	\$ 9,300	\$ 9,300	\$ 9,300	\$ 9,300	\$ 9,300	\$ 9,300	\$ 9,300	\$ 9,300	\$ 9,300	\$ 9,300	\$ -
Customer Deposits	\$ -	\$ -	\$ -	\$ -	\$ -	\$ -	\$ -	\$ -	\$ -	\$ -	\$ -	\$ -
Total Post-Petition Liabilities	\$ 5,866,462	\$ 5,900,658	\$ 5,973,611	\$ 5,983,079	\$ 6,011,266	\$ 6,025,759	\$ 6,052,013	\$ 6,086,942	\$ 6,106,512	\$ 4,399,785	\$ 4,396,274	\$ 4,257,490
Pre-Petition Liabilities												
Pre-Petition Lease & Contract Claims	\$ 147,866	\$ 156,475	\$ 157,488	\$ 158,604	\$ 159,735	\$ 160,848	\$ 161,979	\$ 163,126	\$ 164,291	\$ 164,291	\$ 164,291	\$ 164,291
Unsecured Debt	\$ 55,789,208	\$ 55,789,208	\$ 55,789,208	\$ 55,789,208	\$ 55,789,208	\$ 55,789,208	\$ 55,789,208	\$ 55,789,208	\$ 55,789,208	\$ 55,789,208	\$ 55,789,208	\$ 55,789,208
Pre-Petition A/P	\$ -	\$ -	\$ -	\$ -	\$ -	\$ -	\$ -	\$ -	\$ -	\$ -	\$ -	\$ -
Priority Debt:	\$ -	\$ -	\$ -	\$ -	\$ -	\$ -	\$ -	\$ -	\$ -	\$ -	\$ -	\$ -
Taxes	\$ -	\$ -	\$ -	\$ -	\$ -	\$ -	\$ -	\$ -	\$ -	\$ -	\$ -	\$ -
Other	\$ -	\$ -	\$ -	\$ -	\$ -	\$ -	\$ -	\$ -	\$ -	\$ -	\$ -	\$ -
Secured Claims	\$ -	\$ -	\$ -	\$ -	\$ -	\$ -	\$ -	\$ -	\$ -	\$ -	\$ -	\$ -
Total Pre-Petition Liabilities	\$ 55,937,074	\$ 55,945,683	\$ 55,946,696	\$ 55,947,812	\$ 55,948,943	\$ 55,950,056	\$ 55,962,068	\$ 55,963,215	\$ 55,964,379	\$ 55,964,379	\$ 55,953,499	\$ 55,953,499
TOTAL LIABILITIES	\$ 61,803,536	\$ 61,846,341	\$ 61,920,307	\$ 61,930,891	\$ 61,960,208	\$ 61,975,815	\$ 62,014,080	\$ 62,050,157	\$ 62,070,892	\$ 60,364,164	\$ 60,349,773	\$ 60,210,989
EQUITY												
Stockholders' Equity (Deficit)	\$ (59,443,621)	\$ (59,504,757)	\$ (59,567,193)	\$ (59,610,214)	\$ (59,642,808)	\$ (59,667,756)	\$ (59,703,291)	\$ (59,706,618)	\$ (59,725,857)	\$ (59,795,263)	\$ (59,757,317)	\$ (59,840,168)
Retained Earnings	\$ (59,443,621)	\$ (59,504,757)	\$ (59,567,193)	\$ (59,610,214)	\$ (59,642,808)	\$ (59,667,756)	\$ (59,703,291)	\$ (59,706,618)	\$ (59,725,857)	\$ (59,795,263)	\$ (59,757,317)	\$ (59,840,168)
STOCKHOLDERS' EQUITY OR PARTNERS' INVESTMENT	\$ 2,359,915	\$ 2,341,584	\$ 2,353,115	\$ 2,320,677	\$ 2,317,400	\$ 2,308,059	\$ 2,310,789	\$ 2,343,539	\$ 2,345,035	\$ 568,901	\$ 592,456	\$ 370,821
	(0.00)	0.00	0.00	0.00	-	-	-	(0.00)	-	(0.00)	0.00	0.00

UST-12 Comparative
Balance Sheet
Exhibit 1

AS of Month Ending	1/31/2020	2/29/2020	3/31/2020	4/30/2020	5/31/2020	6/30/2020	7/31/2020	8/31/2020	9/30/2020
ASSETS									
Current Assets									
Cash	\$ 350,146	\$ 350,106	\$ 349,922	\$ 349,232	\$ 349,192	\$ 349,152	\$ 348,787	\$ 348,747	\$ 348,707
Accounts Receivable (net)	-	-	-	-	-	-	-	-	-
Pre-Petition Accounts Receivable	-	-	-	-	-	-	-	-	-
Inventory - Vault	-	-	-	-	-	-	-	-	-
Inventory Tomball	-	-	-	-	-	-	-	-	-
Inventory	-	-	-	-	-	-	-	-	-
Prepaid Expenses	-	-	-	-	-	-	-	-	-
Legal Receivable	-	-	-	-	-	-	-	-	-
Consignment Receivable	-	-	-	-	-	-	-	-	-
Deposits/Advances	-	-	-	-	-	-	-	-	-
Total Current Assets	\$ 350,146	\$ 350,106	\$ 349,922	\$ 349,232	\$ 349,192	\$ 349,152	\$ 348,787	\$ 348,747	\$ 348,707
Fixed Assets									
Real Property/Building	-	-	-	-	-	-	-	-	-
Equipment	-	-	-	-	-	-	-	-	-
Accumulated Depreciation	-	-	-	-	-	-	-	-	-
Total Fixed Assets	\$ -	\$ -	\$ -	\$ -	\$ -	\$ -	\$ -	\$ -	\$ -
Other Assets - Dies	\$ -	\$ -	\$ -	\$ -	\$ -	\$ -	\$ -	\$ -	\$ -
TOTAL ASSETS	\$ 350,146	\$ 350,106	\$ 349,922	\$ 349,232	\$ 349,192	\$ 349,152	\$ 348,787	\$ 348,747	\$ 348,707
LIABILITIES									
Post-Petition Liabilities									
Accrued Liabilities	-	-	-	-	-	-	-	-	-
Accrued Payroll	-	-	-	-	-	-	-	-	-
Other Accounts Payable	-	-	-	-	-	-	-	-	-
Trustee and Professional Payable	\$ 4,269,620	\$ 4,279,393	\$ 4,282,253	\$ 4,286,164	\$ 4,290,303	\$ 4,293,578	\$ 4,298,661	\$ 4,301,046	\$ 4,302,592
Lease Termination Payable	-	-	-	-	-	-	-	-	-
Environmental Payable	-	-	-	-	-	-	-	-	-
Segregated Cash per Court Orders	-	-	-	-	-	-	-	-	-
DIP Financing	-	-	-	-	-	-	-	-	-
Environmental Assessment Payable	-	-	-	-	-	-	-	-	-
Lease Cure Costs Payable	-	-	-	-	-	-	-	-	-
Administrative Claims Payable	-	-	-	-	-	-	-	-	-
Customer Deposits	-	-	-	-	-	-	-	-	-
Total Post-Petition Liabilities	\$ 4,269,620	\$ 4,279,393	\$ 4,282,253	\$ 4,286,164	\$ 4,290,303	\$ 4,293,578	\$ 4,298,661	\$ 4,301,046	\$ 4,302,592
Pre-Petition Liabilities									
Pre-Petition Lease & Contract Claims	\$ 164,291	\$ 164,291	\$ 164,291	\$ 164,291	\$ 164,291	\$ 164,291	\$ 164,291	\$ 164,291	\$ 164,291
Unsecured Debt	\$ 55,789,208	\$ 55,789,208	\$ 55,789,208	\$ 55,789,208	\$ 55,789,208	\$ 55,789,208	\$ 55,789,208	\$ 55,789,208	\$ 55,789,208
Pre-Petition AP	-	-	-	-	-	-	-	-	-
Priority Debt:									
Taxes	-	-	-	-	-	-	-	-	-
Other	-	-	-	-	-	-	-	-	-
Secured Claims	-	-	-	-	-	-	-	-	-
Total Pre-Petition Liabilities	\$ 55,953,499	\$ 55,953,499	\$ 55,953,499	\$ 55,953,499	\$ 55,953,499	\$ 55,953,499	\$ 55,953,499	\$ 55,953,499	\$ 55,953,499
TOTAL LIABILITIES	\$ 60,223,119	\$ 60,232,892	\$ 60,235,752	\$ 60,239,663	\$ 60,243,802	\$ 60,247,077	\$ 60,252,159	\$ 60,254,545	\$ 60,256,090
EQUITY									
Stockholders' Equity (Deficit)	\$ (59,872,972)	\$ (59,882,786)	\$ (59,885,829)	\$ (59,890,431)	\$ (59,894,609)	\$ (59,897,924)	\$ (59,903,372)	\$ (59,905,798)	\$ (59,907,383)
Retained Earnings	\$ (59,872,972)	\$ (59,882,786)	\$ (59,885,829)	\$ (59,890,431)	\$ (59,894,609)	\$ (59,897,924)	\$ (59,903,372)	\$ (59,905,798)	\$ (59,907,383)
STOCKHOLDERS' EQUITY OR PARTNERS' INVESTMENT	\$ 350,146	\$ 350,106	\$ 349,922	\$ 349,232	\$ 349,192	\$ 349,152	\$ 348,787	\$ 348,747	\$ 348,707
	0.00	0.00	0.00	0.00	0.00	0.00	0.00	0.00	0.00

**UST-13 Comparative
Income Statement
Exhibit 2**

	2016											
	April	May	June	July	August	September	October	November	December			
For the month of CORE OPERATIONS												
Core Operating Sales	\$ 1,730,158	\$ 1,573,678	\$ 1,140,785	\$ 974,877	\$ 1,299,110	\$ 984,163	\$ 1,123,048	\$ 1,048,317	\$ 1,014,662			
Asset Sales - Junk Scrap	\$ -	\$ 47,428	\$ -	\$ -	\$ -	\$ 294	\$ 17,579	\$ -	\$ 1,101			
Asset Sales - Office Equipment	\$ -	\$ -	\$ -	\$ -	\$ 5,645	\$ 730	\$ 2,350	\$ 14,500	\$ 300			
Less: Returns and Allowances	\$ -	\$ -	\$ -	\$ -	\$ -	\$ -	\$ -	\$ -	\$ -			
Net Sales	\$ 1,730,158	\$ 1,621,106	\$ 1,140,785	\$ 974,877	\$ 1,304,755	\$ 985,187	\$ 1,142,977	\$ 1,062,817	\$ 1,016,063			
Cost of Goods Sold												
Cost of Goods Sold - Materials/Packaging	\$ (214,611)	\$ (326,531)	\$ (180,782)	\$ (210,867)	\$ (196,724)	\$ (278,205)	\$ (301,684)	\$ (269,118)	\$ (152,389)			
Cost of Goods Sold - Shipping	\$ (73,678)	\$ (82,151)	\$ (77,236)	\$ (48,806)	\$ (14,876)	\$ (20,416)	\$ (24,640)	\$ (32,358)	\$ (22,173)			
Inventory Adjustment	\$ 27,180	\$ (239,283)	\$ (50,344)	\$ (118,265)	\$ (232,615)	\$ -	\$ (18,226)	\$ (43,646)	\$ (88,208)			
Salary & Wages - Direct Labor	\$ (391,019)	\$ (288,390)	\$ (289,697)	\$ (366,995)	\$ (322,280)	\$ (293,552)	\$ (285,335)	\$ (316,079)	\$ (299,873)			
Benefits/Payroll Taxes - Direct Labor	\$ (81,265)	\$ (65,828)	\$ (39,958)	\$ (86,684)	\$ (52,956)	\$ (27,117)	\$ (41,787)	\$ (35,115)	\$ (54,838)			
Royalties	\$ (4,643)	\$ (6,224)	\$ (10,012)	\$ (9,781)	\$ (11,036)	\$ (12,943)	\$ (11,946)	\$ (8,303)	\$ (9,210)			
Contra Expense sale of FW Vault	\$ -	\$ 60,692	\$ 43,387	\$ 86,189	\$ 70,272	\$ -	\$ -	\$ -	\$ -			
Total Cost of Goods Sold	\$ (738,035)	\$ (947,715)	\$ (604,640)	\$ (755,209)	\$ (760,215)	\$ (632,232)	\$ (683,618)	\$ (704,619)	\$ (626,691)			
GROSS MARGIN	\$ 992,123	\$ 673,391	\$ 536,145	\$ 219,668	\$ 544,540	\$ 352,955	\$ 459,358	\$ 358,198	\$ 389,372			
Gross Profit Margin	57%	42%	47%	23%	42%	36%	40%	34%	38%			
Operating Expenses:												
Officers Salaries	\$ -	\$ -	\$ -	\$ -	\$ -	\$ -	\$ -	\$ -	\$ -			
Sales Salaries and Wages	\$ 83,435	\$ 84,815	\$ 105,628	\$ 89,011	\$ 100,995	\$ 135,214	\$ 134,912	\$ 85,069	\$ 109,932			
Sales Benefits/Payroll Taxes	\$ 22,724	\$ 19,881	\$ 15,336	\$ 19,461	\$ 18,717	\$ 18,145	\$ 17,845	\$ 10,628	\$ 19,855			
Salaries and Wages/Contract Labor - G&A	\$ 145,980	\$ 122,340	\$ 111,212	\$ 113,314	\$ 108,968	\$ 143,518	\$ 112,116	\$ 107,513	\$ 154,013			
Employee Benefits/Payroll Taxes/G&A	\$ 41,479	\$ 29,763	\$ 18,097	\$ 37,463	\$ 30,299	\$ 29,055	\$ 33,255	\$ 28,458	\$ 36,978			
Insurance	\$ 3,528	\$ 7,683	\$ 8,502	\$ 756	\$ 5,904	\$ 6,809	\$ 7,581	\$ 5,963	\$ 6,664			
Rent	\$ 89,090	\$ 75,740	\$ 80,749	\$ 80,471	\$ 80,229	\$ 68,235	\$ 66,008	\$ 68,248	\$ 67,087			
Sales Tax Expense	\$ 22,000	\$ 38,000	\$ 32,000	\$ 20,000	\$ 20,000	\$ 10,000	\$ 10,000	\$ 10,000	\$ 10,000			
Utilities/Telecom	\$ 39,060	\$ 58,694	\$ 39,947	\$ 51,950	\$ 45,721	\$ 45,359	\$ 47,797	\$ 32,536	\$ 33,333			
Taxes & Licenses	\$ 8,180	\$ 9,647	\$ 9,893	\$ 15,977	\$ 14,845	\$ 6,575	\$ 12,345	\$ 8,171	\$ 12,275			
DJP Financing Fees	\$ -	\$ -	\$ -	\$ -	\$ -	\$ -	\$ -	\$ -	\$ -			
General & Administrative	\$ 91,393	\$ 49,526	\$ 51,796	\$ 54,404	\$ 53,146	\$ 59,221	\$ 105,452	\$ 51,724	\$ 67,919			
Total Operating Expenses	\$ 546,870	\$ 496,088	\$ 473,160	\$ 482,807	\$ 478,823	\$ 522,132	\$ 547,312	\$ 408,311	\$ 518,058			
NET OPERATING PROFIT (LOSS)	\$ 445,252	\$ 177,302	\$ 62,984	\$ (263,139)	\$ 65,717	\$ (169,177)	\$ (87,954)	\$ (50,112)	\$ (128,686)			

**UST-13 Comparative
Income Statement
Exhibit 2**

	2016											
	April	May	June	July	August	September	October	November	December			
For the month of												
RESTRUCTURING OPERATIONS												
Bullion:												
Inventory Valuation Reserve for Selling Costs 20%	\$ -	\$ (60,692)	\$ (43,387)	\$ (86,189)	\$ (70,272)	\$ -	\$ -	\$ -	\$ -	\$ -	\$ -	\$ -
Commissions paid on sale of Fed Way Vault	\$ -	\$ (15,173)	\$ -	\$ -	\$ -	\$ (94)	\$ -	\$ -	\$ -	\$ -	\$ -	\$ -
Bullion Refund Checks	\$ (81,314)	\$ -	\$ -	\$ -	\$ -	\$ -	\$ -	\$ -	\$ -	\$ -	\$ -	\$ -
Pre-Petition Expenses:												
HealthCare -- Medical/Dental/Vision Insurance	\$ -	\$ (63,453)	\$ (6,284)	\$ -	\$ -	\$ -	\$ -	\$ -	\$ -	\$ -	\$ -	\$ -
Labor Pre-petition Credit Card Charge Backs	\$ (328,064)	\$ (9,523)	\$ (3,110)	\$ -	\$ -	\$ -	\$ -	\$ -	\$ -	\$ -	\$ -	\$ -
Chargeback from UPS	\$ (71,723)	\$ (642)	\$ (1,395)	\$ -	\$ -	\$ -	\$ -	\$ -	\$ -	\$ -	\$ -	\$ -
2015 Federal Way CAM	\$ -	\$ -	\$ -	\$ (4,279)	\$ -	\$ -	\$ -	\$ -	\$ -	\$ -	\$ -	\$ -
Pre-petition travel	\$ (2,699)	\$ -	\$ -	\$ (5,266)	\$ -	\$ -	\$ -	\$ -	\$ -	\$ -	\$ -	\$ -
Environmental Clean up - Auburn	\$ (100,000)	\$ -	\$ -	\$ -	\$ -	\$ -	\$ -	\$ -	\$ -	\$ -	\$ -	\$ -
Pre-Petition A/R Write off	\$ -	\$ -	\$ -	\$ -	\$ -	\$ -	\$ -	\$ -	\$ -	\$ -	\$ -	\$ -
Non-Operating/One-Time												
Administrative Claim	\$ -	\$ -	\$ -	\$ -	\$ -	\$ -	\$ -	\$ -	\$ -	\$ -	\$ -	\$ -
Severance/Layoff	\$ -	\$ (37,253)	\$ -	\$ -	\$ -	\$ -	\$ -	\$ -	\$ -	\$ -	\$ -	\$ -
Stored Inventory salary adjustment	\$ -	\$ (2,480)	\$ (2,480)	\$ (2,480)	\$ (6,022)	\$ (3,500)	\$ (3,402)	\$ (3,320)	\$ (5,038)	\$ (18,344)	\$ (1,480)	\$ (2,174)
Non-Operating Salaries	\$ -	\$ -	\$ -	\$ -	\$ (22,926)	\$ (43,292)	\$ -	\$ -	\$ -	\$ -	\$ -	\$ -
Office Move	\$ -	\$ -	\$ -	\$ -	\$ -	\$ -	\$ -	\$ -	\$ -	\$ -	\$ -	\$ -
Office Move - Auburn-Nevada	\$ -	\$ -	\$ -	\$ -	\$ -	\$ -	\$ -	\$ -	\$ -	\$ -	\$ -	\$ -
VA Office Refund	\$ -	\$ -	\$ -	\$ -	\$ -	\$ -	\$ -	\$ -	\$ -	\$ -	\$ -	\$ -
Dayton Environmental Assessment	\$ -	\$ -	\$ -	\$ -	\$ -	\$ -	\$ -	\$ -	\$ -	\$ -	\$ -	\$ -
Dayton Lease Cure Costs	\$ -	\$ -	\$ -	\$ -	\$ -	\$ -	\$ -	\$ -	\$ -	\$ -	\$ -	\$ -
Inventory Brass-Copper Adjustment	\$ -	\$ -	\$ -	\$ -	\$ -	\$ -	\$ -	\$ -	\$ -	\$ -	\$ -	\$ -
Customer Owned Inventory Adjustment	\$ -	\$ -	\$ -	\$ -	\$ -	\$ -	\$ -	\$ -	\$ -	\$ -	\$ -	\$ -
Inventory Adjustment to Liquidation Value	\$ -	\$ -	\$ -	\$ -	\$ -	\$ -	\$ -	\$ -	\$ -	\$ -	\$ -	\$ -
Inventory Shipping	\$ -	\$ -	\$ -	\$ -	\$ -	\$ -	\$ -	\$ -	\$ -	\$ -	\$ -	\$ -
Close Down Supplies/Labor	\$ -	\$ -	\$ -	\$ -	\$ -	\$ -	\$ -	\$ -	\$ -	\$ -	\$ -	\$ -
Pan America Settlement	\$ -	\$ -	\$ -	\$ -	\$ -	\$ -	\$ -	\$ -	\$ -	\$ -	\$ -	\$ -
Bankruptcy Expenses												
US Dept of Justice Trustee Fees/Bond	\$ (4,458)	\$ (4,458)	\$ (4,458)	\$ (4,029)	\$ (4,029)	\$ (1,021)	\$ (8,517)	\$ (5,050)	\$ (5,509)	\$ (30,000)	\$ (30,000)	\$ (30,000)
Trustee Fees	\$ (30,000)	\$ (30,000)	\$ (30,000)	\$ (26,960)	\$ (30,000)	\$ (30,000)	\$ (30,000)	\$ (30,000)	\$ (30,000)	\$ (30,000)	\$ (30,000)	\$ (30,000)
Cascade Capital Group Professional Fees	\$ (86,328)	\$ (73,549)	\$ (96,808)	\$ (84,550)	\$ (141,148)	\$ (75,545)	\$ (42,125)	\$ 37,118	\$ (103,730)	\$ (168,820)	\$ (148,957)	\$ (200,299)
K&L Gates Professional Fees	\$ (148,775)	\$ (175,430)	\$ (220,434)	\$ (141,148)	\$ (168,820)	\$ (148,957)	\$ (160,143)	\$ (200,299)	\$ (71,413)	\$ (64,753)	\$ (76,077)	\$ (18,641)
Other Professional Fees	\$ (64,753)	\$ (76,077)	\$ (28,559)	\$ (18,641)	\$ (19,167)	\$ (20,767)	\$ (19,304)	\$ (22,454)	\$ (13,371)	\$ -	\$ -	\$ -
Hoff Settlement	\$ -	\$ -	\$ -	\$ -	\$ -	\$ -	\$ -	\$ -	\$ -	\$ -	\$ -	\$ -
Tomball												
Tomball Taxes Property Taxes	\$ -	\$ -	\$ (2,241)	\$ -	\$ -	\$ -	\$ -	\$ -	\$ -	\$ -	\$ -	\$ -
Tomball Payroll	\$ -	\$ (34,949)	\$ (42,150)	\$ -	\$ -	\$ -	\$ -	\$ -	\$ -	\$ -	\$ -	\$ -
Tomball Utilities	\$ -	\$ (674)	\$ -	\$ (7,732)	\$ -	\$ -	\$ -	\$ -	\$ -	\$ -	\$ -	\$ -
Tomball Rent, late charges, rent increase, Term Fee	\$ (50,000)	\$ (13,000)	\$ (16,900)	\$ (16,900)	\$ -	\$ -	\$ -	\$ -	\$ -	\$ -	\$ -	\$ -
Tomball Flood damage repair	\$ (5,000)	\$ (15,000)	\$ -	\$ -	\$ -	\$ -	\$ -	\$ -	\$ -	\$ -	\$ -	\$ -
Restructuring Operations Expenses												
Add: Other Income	\$ (973,114)	\$ (612,353)	\$ (498,206)	\$ (398,175)	\$ (462,383)	\$ (348,044)	\$ (288,190)	\$ (251,169)	\$ (251,741)	\$ -	\$ -	\$ -
Refunded Pre-Petition Legal Retainer	\$ -	\$ -	\$ -	\$ -	\$ -	\$ -	\$ -	\$ -	\$ -	\$ -	\$ -	\$ -
Less: Interest Expense	\$ -	\$ -	\$ -	\$ -	\$ -	\$ -	\$ -	\$ -	\$ -	\$ -	\$ -	\$ -
Net Profit (Loss) Before Taxes	\$ (527,861)	\$ (435,051)	\$ (435,222)	\$ (661,314)	\$ (396,666)	\$ (517,221)	\$ (376,143)	\$ (294,174)	\$ (380,426)	\$ -	\$ -	\$ -
Income Taxes	\$ -	\$ -	\$ -	\$ -	\$ -	\$ -	\$ -	\$ -	\$ -	\$ -	\$ -	\$ -
NET PROFIT (LOSS)	\$ (527,861)	\$ (435,051)	\$ (435,222)	\$ (661,314)	\$ (396,666)	\$ (517,221)	\$ (376,143)	\$ (294,174)	\$ (380,426)	\$ -	\$ -	\$ -

**UST-13 Comparative
Income Statement
Exhibit 2**

	2017											
	January	February	March	April	May	June	July	August	September	October	November	December
For the month of CORE OPERATIONS												
Core Operating Sales	\$ 829,016	\$ 938,228	\$ 1,238,479	\$ 904,691	\$ 1,086,713	\$ 944,388	\$ 993,998	\$ 803,277	\$ 1,133,601	\$ 1,069,814	\$ 909,471	\$ 583,102
Asset Sales - Junk Scrap	\$ 20,102	\$ (6,095)	\$ 218	\$ 37,647	\$ 3,434	\$ 129	\$ 13,608	\$ 14,426	\$ 17,159	\$ 25,582	\$ -	\$ 11,651
Asset Sales - Office Equipment	\$ 1,050	\$ -	\$ -	\$ -	\$ -	\$ 150	\$ -	\$ -	\$ -	\$ 25,778	\$ -	\$ -
Less: Returns and Allowances	\$ -	\$ -	\$ -	\$ -	\$ -	\$ -	\$ -	\$ -	\$ -	\$ -	\$ -	\$ -
Net Sales	\$ 850,168	\$ 932,133	\$ 1,238,697	\$ 942,338	\$ 1,090,147	\$ 944,667	\$ 1,007,606	\$ 817,703	\$ 1,150,760	\$ 1,121,174	\$ 909,471	\$ 594,753
Cost of Goods Sold	\$ (211,697)	\$ (214,668)	\$ (348,495)	\$ (371,277)	\$ (239,477)	\$ (332,296)	\$ (328,287)	\$ (244,376)	\$ (373,399)	\$ (308,979)	\$ (270,027)	\$ (177,460)
Cost of Goods Sold - Materials/Packaging	\$ (51,138)	\$ (16,920)	\$ (6,332)	\$ (44,203)	\$ (52,331)	\$ (34,545)	\$ (28,757)	\$ (21,173)	\$ (21,369)	\$ (26,229)	\$ (16,673)	\$ (22,112)
Cost of Goods Sold - Shipping	\$ -	\$ -	\$ -	\$ -	\$ -	\$ 40,269	\$ 4,029	\$ 47,854	\$ (50,463)	\$ (63,854)	\$ 3,443	\$ (175,542)
Inventory Adjustment	\$ (302,222)	\$ (244,109)	\$ (350,228)	\$ (318,075)	\$ (317,786)	\$ (292,227)	\$ (287,496)	\$ (279,510)	\$ (268,868)	\$ (250,164)	\$ (264,000)	\$ (250,053)
Salary & Wages - Direct Labor	\$ (47,465)	\$ (40,107)	\$ (51,926)	\$ (48,050)	\$ (44,856)	\$ (44,838)	\$ (45,466)	\$ (41,829)	\$ (36,586)	\$ (30,947)	\$ (39,284)	\$ (47,819)
Benefits/Payroll Taxes - Direct Labor	\$ (12,775)	\$ 1,101	\$ (9,061)	\$ (13,394)	\$ (15,023)	\$ (27,710)	\$ (20,553)	\$ (16,901)	\$ (13,974)	\$ (13,691)	\$ (13,992)	\$ (14,334)
Royalties	\$ -	\$ -	\$ -	\$ -	\$ -	\$ -	\$ -	\$ -	\$ -	\$ -	\$ -	\$ -
Contra Expense sale of FW Vault	\$ (625,298)	\$ (514,704)	\$ (766,042)	\$ (795,000)	\$ (669,474)	\$ (691,348)	\$ (706,528)	\$ (555,935)	\$ (764,658)	\$ (693,864)	\$ (600,534)	\$ (687,320)
Total Cost of Goods Sold	\$ 224,870	\$ 417,429	\$ 472,655	\$ 147,339	\$ 420,673	\$ 253,319	\$ 301,078	\$ 261,768	\$ 386,102	\$ 427,310	\$ 308,936	\$ (92,567)
GROSS MARGIN		26%	38%	16%	39%	27%	30%	32%	34%	38%	34%	-16%
Gross Profit Margin												
Operating Expenses:												
Officers Salaries	\$ -	\$ -	\$ -	\$ -	\$ -	\$ -	\$ -	\$ -	\$ -	\$ -	\$ -	\$ -
Sales Salaries and Wages	\$ 111,563	\$ 89,103	\$ 115,643	\$ 99,236	\$ 103,715	\$ 94,492	\$ 93,620	\$ 90,394	\$ 86,909	\$ 81,327	\$ 86,044	\$ 81,055
Sales Benefits/Payroll Taxes	\$ 17,858	\$ 14,967	\$ 17,535	\$ 16,017	\$ 21,227	\$ 15,064	\$ 15,155	\$ 14,134	\$ 12,195	\$ 10,316	\$ 13,095	\$ 15,940
Salaries and Wages/Contract Labor - G&A	\$ 81,866	\$ 115,196	\$ 122,345	\$ 97,417	\$ 108,892	\$ 96,592	\$ 90,262	\$ 94,544	\$ 90,909	\$ 85,477	\$ 90,374	\$ 85,780
Employee Benefits/Payroll Taxes/Fees G&A	\$ 34,955	\$ 38,763	\$ 36,206	\$ 31,465	\$ 18,707	\$ 18,503	\$ 30,633	\$ 26,799	\$ 25,081	\$ 39,430	\$ 25,861	\$ 28,214
Insurance	\$ 6,041	\$ 7,982	\$ 6,584	\$ 6,702	\$ 7,000	\$ 6,816	\$ 6,816	\$ 3,588	\$ 2,817	\$ 3,863	\$ 4,157	\$ 4,157
Rent	\$ 66,865	\$ 59,701	\$ 54,871	\$ 54,871	\$ 54,871	\$ 59,871	\$ 51,342	\$ 52,994	\$ 52,994	\$ 52,994	\$ 53,066	\$ 52,994
Sales Tax Expense	\$ 10,000	\$ 10,000	\$ 7,500	\$ -	\$ -	\$ -	\$ (150,000)	\$ (30,000)	\$ -	\$ -	\$ -	\$ -
Utilities/Telecom	\$ 45,338	\$ 34,964	\$ 36,510	\$ 28,840	\$ 29,261	\$ 38,360	\$ 47,550	\$ 37,977	\$ 39,710	\$ 35,038	\$ 33,333	\$ 33,374
Taxes & Licenses	\$ (11,693)	\$ 9,528	\$ 14,733	\$ 12,023	\$ 10,150	\$ 10,996	\$ 9,054	\$ 12,001	\$ 7,592	\$ 10,020	\$ 12,288	\$ 8,583
DIP Financing Fees	\$ -	\$ -	\$ -	\$ -	\$ -	\$ -	\$ -	\$ -	\$ -	\$ 43,821	\$ 14,410	\$ 12,050
General & Administrative	\$ 75,273	\$ 48,763	\$ 37,595	\$ 43,136	\$ 39,959	\$ 48,655	\$ 45,840	\$ 60,273	\$ 55,776	\$ 40,142	\$ 34,023	\$ 39,486
Total Operating Expenses	\$ 438,065	\$ 428,967	\$ 449,522	\$ 389,706	\$ 393,782	\$ 389,349	\$ 240,273	\$ 362,705	\$ 373,983	\$ 402,427	\$ 366,652	\$ 361,633
NET OPERATING PROFIT (LOSS)	\$ (213,195)	\$ (11,538)	\$ 23,132	\$ (242,368)	\$ 26,892	\$ (136,031)	\$ 60,805	\$ (100,937)	\$ 12,119	\$ 24,883	\$ (57,716)	\$ (454,200)

**UST-13 Comparative
Income Statement
Exhibit 2**

	2017											
	January	February	March	April	May	June	July	August	September	October	November	December
For the month of												
RESTRUCTURING OPERATIONS												
Bullion:												
Inventory Valuation Reserve for Selling Costs 20%	\$ -	\$ -	\$ -	\$ -	\$ -	\$ -	\$ -	\$ -	\$ -	\$ -	\$ -	\$ -
Commissions paid on sale of Fed Way Vault	\$ -	\$ -	\$ -	\$ -	\$ -	\$ -	\$ -	\$ -	\$ -	\$ -	\$ -	\$ -
Bullion Refund Checks	\$ -	\$ -	\$ -	\$ -	\$ -	\$ -	\$ -	\$ -	\$ -	\$ -	\$ -	\$ -
Pre-Petition Expenses:												
HealthCare -- Medical/Dental/Vision Insurance	\$ -	\$ -	\$ -	\$ -	\$ -	\$ -	\$ -	\$ -	\$ -	\$ -	\$ -	\$ -
Labor Pre-petition	\$ -	\$ -	\$ -	\$ -	\$ -	\$ -	\$ -	\$ -	\$ -	\$ -	\$ -	\$ -
Credit Card Charge Backs	\$ -	\$ -	\$ -	\$ -	\$ -	\$ -	\$ -	\$ -	\$ -	\$ -	\$ -	\$ -
Chargeback from UPS	\$ -	\$ -	\$ -	\$ -	\$ -	\$ -	\$ -	\$ -	\$ -	\$ -	\$ -	\$ -
2015 Federal Way CAM	\$ -	\$ -	\$ -	\$ -	\$ -	\$ -	\$ -	\$ -	\$ -	\$ -	\$ -	\$ -
Pre-petition travel	\$ -	\$ -	\$ -	\$ -	\$ -	\$ -	\$ -	\$ -	\$ -	\$ -	\$ -	\$ -
Environmental Clean up - Auburn	\$ -	\$ -	\$ -	\$ -	\$ -	\$ -	\$ -	\$ -	\$ -	\$ -	\$ -	\$ -
Pre-Petition A/R Write off	\$ -	\$ -	79,299	(363)	(758)	-	(150,255)	-	-	-	-	-
Non-Operating/One-Time												
Administrative Claim	\$ -	\$ -	\$ -	\$ -	\$ -	\$ -	\$ -	\$ -	\$ -	\$ -	\$ -	\$ -
Severance/Layoff	\$ -	\$ -	(14,004)	-	-	-	-	-	-	-	-	-
Stored Inventory salary adjustment	\$ (3,512)	\$ (3,527)	\$ (3,480)	\$ (3,445)	\$ -	\$ -	\$ -	\$ -	\$ -	\$ -	\$ -	\$ -
Non-Operating Salaries	\$ (9,687)	\$ (8,062)	\$ (20,840)	\$ (21,576)	\$ (17,454)	\$ (2,755)	\$ (7,933)	\$ (12,939)	\$ (2,347)	\$ (2,351)	\$ (13,043)	\$ (4,037)
Office Move	\$ -	\$ -	\$ (59,702)	\$ -	\$ -	50,000	(2,232)	-	-	-	-	(51,898)
Office Move - Auburn-Nevada	\$ (31,677)	\$ (65,678)	\$ (12,138)	\$ -	\$ -	\$ -	\$ -	\$ -	\$ -	\$ -	\$ -	\$ -
VA Office Refund	\$ -	\$ -	\$ -	\$ -	\$ -	\$ -	\$ -	\$ -	\$ -	\$ -	\$ -	\$ -
Dayton Environmental Assessment	\$ -	\$ -	\$ -	\$ -	\$ -	\$ -	\$ -	\$ -	\$ -	\$ -	\$ -	\$ -
Dayton Lease Cure Costs	\$ -	\$ -	\$ -	\$ -	\$ -	\$ -	\$ -	\$ -	\$ -	(50,000)	\$ -	\$ -
Inventory Brass-Copper Adjustment	\$ -	\$ 150,001	\$ -	\$ -	\$ -	\$ -	\$ -	\$ -	\$ -	\$ -	\$ -	\$ -
Customer Owned Inventory Adjustment	\$ -	\$ -	\$ (938,844)	\$ -	\$ -	\$ -	\$ -	\$ -	\$ -	\$ -	\$ -	\$ -
Inventory Adjustment to Liquidation Value	\$ -	\$ -	\$ -	\$ -	\$ -	\$ -	\$ -	\$ -	\$ -	\$ -	\$ -	\$ -
Inventory Shipping	\$ -	\$ -	\$ -	\$ -	\$ -	\$ -	\$ -	\$ -	\$ -	\$ -	\$ -	\$ -
Close Down Supplies/Labor	\$ -	\$ -	\$ -	\$ -	\$ -	\$ -	\$ -	\$ -	\$ -	\$ -	\$ -	\$ -
Pan America Settlement	\$ -	\$ -	\$ -	\$ -	\$ -	\$ -	\$ -	\$ -	\$ -	\$ -	\$ -	\$ -
Bankruptcy Expenses												
US Dept of Justice Trustee Fees/Bond	\$ (5,050)	\$ (3,467)	\$ (3,467)	\$ (4,300)	\$ (4,300)	\$ (4,300)	\$ (7,767)	\$ (4,300)	\$ (4,300)	\$ (4,300)	\$ (4,300)	\$ (4,300)
Trustee Fees	\$ (30,000)	\$ (22,095)	\$ (26,300)	\$ (21,920)	\$ (30,000)	\$ (30,000)	\$ (30,000)	\$ (163,073)	\$ (11,830)	\$ (16,840)	\$ (23,440)	\$ (30,000)
Cascade Capital Group Professional Fees	\$ (68,858)	\$ (41,828)	\$ (29,275)	\$ (40,709)	\$ (13,144)	\$ (8,373)	\$ (15,000)	\$ 29,682	\$ (16,000)	\$ (7,622)	\$ (12,441)	\$ (8,966)
K&L Gates Professional Fees	\$ (111,600)	\$ (162,533)	\$ (246,596)	\$ (119,106)	\$ (78,893)	\$ (167,194)	\$ (58,961)	\$ (49,576)	\$ (70,099)	\$ (31,466)	\$ (26,985)	\$ (39,631)
Other Professional Fees	\$ (23,792)	\$ (18,135)	\$ (12,515)	\$ (19,522)	\$ (6,321)	\$ (4,116)	\$ (1,225)	\$ (12,002)	\$ (14,896)	\$ (5,586)	\$ (3,724)	\$ (3,283)
Hoff Settlement	\$ -	\$ -	\$ -	\$ -	\$ -	\$ -	\$ -	\$ -	\$ -	\$ -	\$ -	\$ -
Tomball												
Tomball Taxes Property Taxes	\$ -	\$ -	\$ -	\$ -	\$ -	\$ -	\$ -	\$ -	\$ -	\$ -	\$ -	\$ -
Tomball Payroll	\$ -	\$ -	\$ -	\$ -	\$ -	\$ -	\$ -	\$ -	\$ -	\$ -	\$ -	\$ -
Tomball Utilities	\$ -	\$ -	\$ -	\$ -	\$ -	\$ -	\$ -	\$ -	\$ -	\$ -	\$ -	\$ -
Tomball Rent, late charges, rent increase, Term Fee	\$ -	\$ -	\$ -	\$ -	\$ -	\$ -	\$ -	\$ -	\$ -	\$ -	\$ -	\$ -
Tomball Flood damage repair	\$ -	\$ -	\$ -	\$ -	\$ -	\$ -	\$ -	\$ -	\$ -	\$ -	\$ -	\$ -
Restructuring Operations Expenses												
Add: Other Income	\$ (284,175)	\$ (175,323)	\$ (1,287,862)	\$ (230,941)	\$ (150,869)	\$ (166,738)	\$ (273,372)	\$ (212,208)	\$ (120,772)	\$ (118,165)	\$ (83,932)	\$ (142,115)
Refunded Pre-Petition Legal Retainer	\$ -	\$ -	\$ -	\$ -	\$ -	\$ -	\$ -	\$ -	\$ -	\$ -	\$ -	\$ 3,528
Less: Interest Expense	\$ -	\$ -	\$ -	\$ -	\$ -	\$ -	\$ -	\$ -	\$ -	\$ -	\$ -	\$ -
Net Profit (Loss) Before Taxes	\$ (497,371)	\$ (186,862)	\$ (1,264,729)	\$ (473,309)	\$ (123,977)	\$ (302,769)	\$ (212,567)	\$ (313,145)	\$ (108,652)	\$ (93,282)	\$ (141,647)	\$ (592,787)
Income Taxes	\$ -	\$ -	\$ -	\$ -	\$ -	\$ -	\$ -	\$ -	\$ -	\$ -	\$ -	\$ -
NET PROFIT (LOSS)	\$ (497,371)	\$ (186,862)	\$ (1,264,729)	\$ (473,309)	\$ (123,977)	\$ (302,769)	\$ (212,567)	\$ (313,145)	\$ (108,652)	\$ (93,282)	\$ (141,647)	\$ (592,787)

**UST-13 Comparative
Income Statement
Exhibit 2**

	2018											
	January	February	March	April	May	June	July	August	September	October	November	December
For the month of CORE OPERATIONS												
Core Operating Sales	\$ 405,014	\$ 158,725	\$ 153,605	\$ 50,544	\$ 13,811	\$ 35,586	\$ 6,161	\$ 120,905	\$ 486	\$ 2,426	\$ -	\$ 4,245
Asset Sales - Junk Scrap	\$ 10,474	\$ 36,644	\$ 79,047	\$ -	\$ 942	\$ 25,000	\$ 80,000	\$ 93,535	\$ 6,138	\$ 16,785	\$ -	\$ 2,323
Asset Sales - Office Equipment	\$ -	\$ -	\$ -	\$ -	\$ -	\$ -	\$ -	\$ -	\$ -	\$ -	\$ -	\$ -
Less: Returns and Allowances	\$ (22,000)	\$ (65,000)	\$ 30,735	\$ (177,362)	\$ -	\$ -	\$ -	\$ -	\$ -	\$ -	\$ -	\$ -
Net Sales	\$ 393,488	\$ 130,369	\$ 263,387	\$ (126,818)	\$ 14,753	\$ 60,586	\$ 86,161	\$ 214,440	\$ 6,625	\$ 19,211	\$ -	\$ 6,568
Cost of Goods Sold	\$ (21,334)	\$ (1,667)	\$ (1,095)	\$ 1,576	\$ 4,163	\$ 876	\$ (1,060)	\$ (321)	\$ -	\$ (240)	\$ -	\$ -
Cost of Goods Sold - Materials/Packaging	\$ (7,999)	\$ (3,062)	\$ (7,970)	\$ 5,526	\$ (310)	\$ (764)	\$ (1,260)	\$ -	\$ (27)	\$ (307)	\$ -	\$ (671)
Cost of Goods Sold - Shipping	\$ (75,764)	\$ (45,000)	\$ (45,000)	\$ 31,852	\$ -	\$ -	\$ -	\$ -	\$ -	\$ -	\$ -	\$ -
Inventory Adjustment	\$ (47,875)	\$ (39,419)	\$ (35,597)	\$ (18,323)	\$ (55,142)	\$ (15,058)	\$ (40,533)	\$ (14,914)	\$ 15,048	\$ (336)	\$ 13	\$ -
Salary & Wages - Direct Labor	\$ (631)	\$ (5,190)	\$ (7,036)	\$ (4,027)	\$ (5,945)	\$ (2,141)	\$ (11,371)	\$ (3,516)	\$ (1,332)	\$ (26)	\$ -	\$ -
Benefits/Payroll Taxes - Direct Labor	\$ (11,922)	\$ (9,931)	\$ (2,473)	\$ 34,351	\$ -	\$ -	\$ -	\$ -	\$ -	\$ 47	\$ -	\$ -
Royalties	\$ -	\$ -	\$ -	\$ -	\$ -	\$ -	\$ -	\$ -	\$ -	\$ -	\$ -	\$ -
Contra Expense sale of FW Vault	\$ (165,524)	\$ (104,268)	\$ (99,171)	\$ 50,955	\$ (57,235)	\$ (17,088)	\$ (54,224)	\$ (18,751)	\$ 13,689	\$ (861)	\$ 13	\$ (671)
Total Cost of Goods Sold	\$ 227,964	\$ 26,101	\$ 164,216	\$ (75,863)	\$ (42,482)	\$ 43,498	\$ 31,937	\$ 195,689	\$ 20,313	\$ 18,349	\$ 13	\$ 5,897
GROSS MARGIN	58%	20%	62%	60%	-288%	72%	37%	91%	307%	96%	0%	90%
Gross Profit Margin												
Operating Expenses:												
Officers Salaries	\$ -	\$ -	\$ -	\$ -	\$ -	\$ -	\$ -	\$ -	\$ -	\$ -	\$ -	\$ -
Sales Salaries and Wages	\$ 15,655	\$ 4,751	\$ 4,392	\$ 3,555	\$ 4,967	\$ 7,784	\$ 10,304	\$ 3,356	\$ 385	\$ -	\$ -	\$ -
Sales Benefits/Payroll Taxes	\$ 210	\$ 670	\$ 908	\$ 520	\$ 767	\$ 1,062	\$ 2,558	\$ 791	\$ 300	\$ -	\$ -	\$ -
Salaries and Wages/Contract Labor - G&A	\$ 35,655	\$ 19,313	\$ 16,471	\$ 13,330	\$ 18,627	\$ 985	\$ 7,331	\$ 5,435	\$ 7,803	\$ 487	\$ 2,037	\$ 156
Employee Benefits/Payroll Taxes/G&A	\$ 12,656	\$ 13,861	\$ 7,137	\$ 4,270	\$ 3,871	\$ (2,210)	\$ 2,431	\$ 979	\$ 622	\$ 376	\$ 429	\$ -
Insurance	\$ 4,157	\$ 4,457	\$ 4,007	\$ 4,200	\$ 4,570	\$ 1,527	\$ 3,610	\$ 1,292	\$ 731	\$ -	\$ 4,266	\$ (544)
Rent	\$ 47,466	\$ 47,421	\$ 47,421	\$ 62,252	\$ 47,421	\$ 975	\$ 50,133	\$ 47,421	\$ 22,530	\$ -	\$ -	\$ 1,864
Sales Tax Expense	\$ -	\$ -	\$ -	\$ (19,500)	\$ -	\$ -	\$ -	\$ -	\$ -	\$ -	\$ -	\$ -
Utilities/Telecom	\$ 32,503	\$ 30,885	\$ 30,884	\$ 25,112	\$ 33,178	\$ (6,507)	\$ 34,655	\$ 86,308	\$ 8,400	\$ 9,112	\$ 14,444	\$ 13,504
Taxes & Licenses	\$ 10,008	\$ 2,336	\$ (6,572)	\$ 5,236	\$ 5,029	\$ (12,896)	\$ 1,033	\$ 3,145	\$ 1,629	\$ 50	\$ -	\$ -
DIP Financing Fees	\$ 6,613	\$ 6,269	\$ (2,279)	\$ -	\$ -	\$ -	\$ -	\$ -	\$ -	\$ -	\$ -	\$ -
General & Administrative	\$ 22,599	\$ 7,804	\$ 6,106	\$ 5,827	\$ 1,909	\$ 3,466	\$ 5,393	\$ 7,899	\$ 5,096	\$ (115)	\$ (667)	\$ (2,864)
Total Operating Expenses	\$ 187,522	\$ 137,765	\$ 108,477	\$ 104,802	\$ 120,340	\$ (5,814)	\$ 117,447	\$ 156,626	\$ 47,496	\$ 9,910	\$ 20,079	\$ 12,544
NET OPERATING PROFIT (LOSS)	\$ 40,442	\$ (111,664)	\$ 55,740	\$ (180,665)	\$ (162,822)	\$ 49,312	\$ (85,511)	\$ 39,063	\$ (27,182)	\$ 8,440	\$ (20,066)	\$ (6,647)

**UST-13 Comparative
Income Statement
Exhibit 2**

	2018											
	January	February	March	April	May	June	July	August	September	October	November	December
For the month of												
RESTRUCTURING OPERATIONS												
Bullion:												
Inventory Valuation Reserve for Selling Costs 20%	\$ -	\$ -	\$ -	\$ -	\$ -	\$ -	\$ -	\$ -	\$ -	\$ -	\$ -	\$ -
Commissions paid on sale of Fed Way Vault	\$ -	\$ -	\$ -	\$ -	\$ -	\$ -	\$ -	\$ -	\$ -	\$ -	\$ -	\$ -
Bullion Refund Checks	\$ -	\$ -	\$ -	\$ -	\$ -	\$ -	\$ -	\$ -	\$ -	\$ -	\$ -	\$ -
Pre-Petition Expenses:												
HealthCare -- Medical/Dental/Vision	\$ -	\$ -	\$ -	\$ -	\$ -	\$ -	\$ -	\$ -	\$ -	\$ -	\$ -	\$ -
Insurance	\$ -	\$ -	\$ -	\$ -	\$ -	\$ -	\$ -	\$ -	\$ -	\$ -	\$ -	\$ -
Labor Pre-petition	\$ -	\$ -	\$ -	\$ -	\$ -	\$ -	\$ -	\$ -	\$ -	\$ -	\$ -	\$ -
Credit Card Charge Backs	\$ -	\$ -	\$ -	\$ -	\$ -	\$ -	\$ -	\$ -	\$ -	\$ -	\$ -	\$ -
Chargeback from UPS	\$ -	\$ -	\$ -	\$ -	75,014	\$ -	\$ -	\$ -	\$ -	\$ -	\$ -	\$ -
2015 Federal Way CAM	\$ -	\$ -	\$ -	\$ -	\$ -	\$ -	\$ -	\$ -	\$ -	\$ -	\$ -	\$ -
Pre-petition travel	\$ -	\$ -	\$ -	\$ -	\$ -	\$ -	\$ -	\$ -	\$ -	\$ -	\$ -	\$ -
Environmental Clean up - Auburn	\$ -	\$ -	\$ -	\$ -	\$ -	\$ -	\$ -	\$ -	\$ -	\$ -	\$ -	\$ -
Pre-Petition A/R Write off	\$ -	\$ -	\$ -	\$ (51,397)	\$ -	\$ -	\$ -	\$ -	\$ -	\$ -	\$ -	\$ -
Non-Operating/One-Time												
Administrative Claim	\$ (111,530)	\$ -	\$ -	\$ (1,068,375)	\$ 12,500	\$ -	\$ -	\$ -	\$ -	\$ 839,991	\$ -	\$ 29,414
Severance/Layoff	\$ -	\$ -	\$ -	\$ -	\$ -	\$ -	\$ -	\$ -	\$ -	\$ -	\$ -	\$ -
Stored Inventory salary adjustment	\$ -	\$ -	\$ -	\$ -	\$ -	\$ -	\$ -	\$ -	\$ -	\$ -	\$ -	\$ -
Non-Operating Salaries	\$ (6,582)	\$ (550)	\$ -	\$ -	\$ -	\$ -	\$ -	\$ (13,578)	\$ -	\$ -	\$ -	\$ -
Office Move	\$ -	\$ -	\$ -	\$ -	\$ -	\$ -	\$ -	\$ -	\$ -	\$ -	\$ -	\$ -
Office Move - Auburn-Nevada	\$ -	\$ -	\$ (975)	\$ -	\$ -	\$ -	\$ -	\$ -	\$ -	\$ -	\$ -	\$ -
VA Office Refund	\$ -	\$ -	\$ -	\$ -	\$ -	\$ -	\$ -	\$ -	\$ -	\$ (11,300)	\$ -	\$ -
Dayton Environmental Assessment	\$ (100,000)	\$ -	\$ -	\$ -	\$ -	\$ -	\$ -	\$ -	\$ -	\$ 84,422	\$ -	\$ -
Dayton Lease Cure Costs	\$ -	\$ -	\$ -	\$ -	\$ -	\$ -	\$ -	\$ -	\$ -	\$ -	\$ -	\$ -
Inventory Brass-Copper Adjustment	\$ -	\$ -	\$ -	\$ -	\$ -	\$ -	\$ -	\$ -	\$ -	\$ -	\$ -	\$ -
Customer Owned Inventory Adjustment	\$ -	\$ -	\$ -	\$ -	\$ -	\$ -	\$ -	\$ -	\$ -	\$ -	\$ -	\$ -
Inventory Adjustment to Liquidation Value	\$ -	\$ -	\$ -	\$ (1,112,601)	\$ -	\$ -	\$ -	\$ -	\$ -	\$ -	\$ -	\$ -
Inventory Shipping	\$ -	\$ -	\$ -	\$ -	\$ -	\$ -	\$ -	\$ -	\$ -	\$ -	\$ -	\$ -
Close Down Supplies/Labor	\$ -	\$ -	\$ -	\$ (1,120)	\$ (184)	\$ (948)	\$ (26,465)	\$ (18,691)	\$ (39,919)	\$ -	\$ -	\$ -
Pan America Settlement	\$ -	\$ -	\$ -	\$ (20,000)	\$ -	\$ -	\$ -	\$ -	\$ -	\$ -	\$ -	\$ -
Bankruptcy Expenses												
US Dept of Justice Trustee Fees/Bond	\$ (5,833)	\$ (5,833)	\$ (5,833)	\$ (13,140)	\$ (12,250)	\$ (5,954)	\$ (9,841)	\$ (4,841)	\$ (5,864)	\$ -	\$ -	\$ -
Trustee Fees	\$ (30,000)	\$ (30,000)	\$ (30,000)	\$ (22,480)	\$ (28,750)	\$ (37,403)	\$ (32,352)	\$ (35,080)	\$ (10,080)	\$ (10,840)	\$ (21,680)	\$ (12,280)
Cascade Capital Group Professional Fees	\$ (12,775)	\$ (12,060)	\$ (11,650)	\$ (15,301)	\$ (21,070)	\$ (107,660)	\$ (7,769)	\$ (5,342)	\$ (4,809)	\$ (2,742)	\$ (6,906)	\$ (5,890)
K&L Gates Professional Fees	\$ (114,441)	\$ (115,256)	\$ (73,482)	\$ (52,093)	\$ (86,054)	\$ (66,067)	\$ (88,628)	\$ (53,946)	\$ (20,666)	\$ (43,093)	\$ (77,926)	\$ (55,943)
Other Professional Fees	\$ (7,650)	\$ (7,430)	\$ (5,150)	\$ (900)	\$ (2,400)	\$ (2,800)	\$ (450)	\$ (750)	\$ (150)	\$ (5,075)	\$ (8,400)	\$ (5,700)
Hoff Settlement	\$ -	\$ -	\$ -	\$ -	\$ -	\$ -	\$ -	\$ -	\$ -	\$ (354,422)	\$ -	\$ -
Tomball												
Tomball Taxes Property Taxes	\$ -	\$ -	\$ -	\$ -	\$ -	\$ -	\$ -	\$ -	\$ -	\$ -	\$ -	\$ -
Tomball Payroll	\$ -	\$ -	\$ -	\$ -	\$ -	\$ -	\$ -	\$ -	\$ -	\$ -	\$ -	\$ -
Tomball Utilities	\$ -	\$ -	\$ -	\$ -	\$ -	\$ -	\$ -	\$ -	\$ -	\$ -	\$ -	\$ -
Tomball Rent, late charges, rent increase, Term Fee	\$ -	\$ -	\$ -	\$ -	\$ -	\$ -	\$ -	\$ -	\$ -	\$ 50,000	\$ -	\$ -
Tomball Flood damage repair	\$ -	\$ -	\$ -	\$ -	\$ -	\$ -	\$ -	\$ -	\$ -	\$ -	\$ -	\$ -
Restructuring Operations Expenses												
	\$ (388,811)	\$ (171,130)	\$ (127,090)	\$ (2,357,408)	\$ (63,194)	\$ (220,832)	\$ (165,505)	\$ (132,228)	\$ (81,488)	\$ 546,940	\$ (114,912)	\$ (50,399)
Add: Other Income	\$ 117,895	\$ 375	\$ -	\$ -	\$ -	\$ -	\$ 20	\$ -	\$ -	\$ -	\$ -	\$ -
Refunded Pre-Petition Legal Retainer	\$ -	\$ -	\$ -	\$ -	\$ -	\$ -	\$ -	\$ -	\$ -	\$ -	\$ -	\$ -
Less: Interest Expense	\$ (230,474)	\$ (282,418)	\$ (71,350)	\$ (2,538,073)	\$ (226,016)	\$ (171,521)	\$ (250,995)	\$ (93,165)	\$ (108,671)	\$ 555,380	\$ (134,978)	\$ (57,046)
Net Profit (Loss) Before Taxes	\$ -	\$ -	\$ -	\$ -	\$ -	\$ -	\$ -	\$ -	\$ -	\$ -	\$ -	\$ -
Income Taxes	\$ (230,474)	\$ (282,418)	\$ (71,350)	\$ (2,538,073)	\$ (226,016)	\$ (171,521)	\$ (250,995)	\$ (93,165)	\$ (108,671)	\$ 555,380	\$ (134,978)	\$ (57,046)
NET PROFIT (LOSS)	\$ -	\$ -	\$ -	\$ -	\$ -	\$ -	\$ -	\$ -	\$ -	\$ -	\$ -	\$ -

**UST-13 Comparative
Income Statement
Exhibit 2**

	2019											
	January	February	March	April	May	June	July	August	September	October	November	December
For the month of												
CORE OPERATIONS												
Core Operating Sales	\$ 288	\$ 473	\$ 625	\$ 426	\$ 265	\$ 434	\$ 311	\$ 279	\$ 210	\$ -	\$ -	\$ -
Asset Sales - Junk Scrap	\$ -	\$ -	\$ -	\$ -	\$ (3,122)	\$ 3,869	\$ -	\$ -	\$ 1,455	\$ -	\$ 79,585	\$ -
Asset Sales - Office Equipment	\$ -	\$ -	\$ -	\$ -	\$ -	\$ -	\$ -	\$ -	\$ -	\$ -	\$ -	\$ -
Less: Returns and Allowances	\$ -	\$ -	\$ -	\$ -	\$ -	\$ -	\$ -	\$ -	\$ -	\$ -	\$ -	\$ -
Net Sales	\$ 288	\$ 473	\$ 625	\$ 426	\$ (2,857)	\$ 4,303	\$ 311	\$ 279	\$ 1,665	\$ -	\$ 79,585	\$ -
Cost of Goods Sold	\$ -	\$ -	\$ -	\$ -	\$ -	\$ -	\$ -	\$ -	\$ -	\$ -	\$ -	\$ -
Cost of Goods Sold - Materials/Packaging	\$ -	\$ -	\$ -	\$ -	\$ -	\$ -	\$ -	\$ -	\$ -	\$ -	\$ -	\$ -
Cost of Goods Sold - Shipping	\$ -	\$ -	\$ -	\$ -	\$ -	\$ -	\$ -	\$ -	\$ -	\$ -	\$ -	\$ -
Inventory Adjustment	\$ -	\$ -	\$ -	\$ -	\$ -	\$ -	\$ -	\$ -	\$ -	\$ -	\$ -	\$ -
Salary & Wages - Direct Labor	\$ -	\$ -	\$ -	\$ -	\$ -	\$ -	\$ -	\$ -	\$ -	\$ 110	\$ -	\$ -
Benefits/Payroll Taxes - Direct Labor	\$ -	\$ -	\$ -	\$ -	\$ -	\$ -	\$ -	\$ -	\$ -	\$ -	\$ -	\$ -
Royalties	\$ -	\$ -	\$ -	\$ -	\$ -	\$ -	\$ -	\$ -	\$ -	\$ -	\$ -	\$ -
Contra Expense sale of FW Vault	\$ -	\$ -	\$ -	\$ -	\$ -	\$ -	\$ -	\$ -	\$ -	\$ -	\$ -	\$ -
Total Cost of Goods Sold	\$ -	\$ -	\$ -	\$ -	\$ -	\$ -	\$ -	\$ -	\$ -	\$ 110	\$ -	\$ -
GROSS MARGIN	\$ 288	\$ 473	\$ 625	\$ 426	\$ (2,857)	\$ 4,303	\$ 311	\$ 279	\$ 1,665	\$ 110	\$ 79,585	\$ -
Gross Profit Margin	100%	100%	100%	100%	100%	100%	100%	100%	100%	0%	100%	0%
Operating Expenses:												
Officers Salaries	\$ -	\$ -	\$ -	\$ -	\$ -	\$ -	\$ -	\$ -	\$ -	\$ -	\$ -	\$ -
Sales Salaries and Wages	\$ -	\$ -	\$ -	\$ -	\$ -	\$ -	\$ -	\$ -	\$ -	\$ -	\$ -	\$ -
Sales Benefits/Payroll Taxes	\$ -	\$ -	\$ -	\$ -	\$ -	\$ -	\$ -	\$ -	\$ -	\$ -	\$ -	\$ -
Salaries and Wages/Contract Labor - G&A	\$ 100	\$ 210	\$ 1,218	\$ 1,111	\$ 190	\$ 155	\$ -	\$ 10	\$ -	\$ -	\$ -	\$ -
Employee Benefits/Payroll Taxes/Fees G&A	\$ -	\$ -	\$ (20,448)	\$ (392)	\$ -	\$ 392	\$ -	\$ -	\$ -	\$ -	\$ -	\$ -
Insurance	\$ -	\$ -	\$ -	\$ -	\$ -	\$ -	\$ -	\$ -	\$ -	\$ -	\$ -	\$ -
Rent	\$ -	\$ 632	\$ 632	\$ 632	\$ -	\$ -	\$ 1,896	\$ 632	\$ 134	\$ 632	\$ -	\$ -
Sales Tax Expense	\$ -	\$ -	\$ -	\$ -	\$ -	\$ -	\$ -	\$ -	\$ -	\$ -	\$ -	\$ -
Utilities/Telecom	\$ 13,287	\$ 15,135	\$ 11,704	\$ 6,040	\$ 7,657	\$ 7,640	\$ 1,131	\$ 8,195	\$ 1,164	\$ 26,104	\$ 601	\$ 9,176
Taxes & Licenses	\$ 5,215	\$ -	\$ -	\$ (2,989)	\$ -	\$ -	\$ -	\$ -	\$ -	\$ -	\$ -	\$ -
DIP Financing Fees	\$ -	\$ -	\$ -	\$ -	\$ -	\$ -	\$ -	\$ -	\$ -	\$ -	\$ -	\$ -
General & Administrative	\$ 973	\$ 834	\$ 359	\$ 467	\$ 230	\$ 45	\$ 35	\$ 35	\$ 35	\$ (1,725)	\$ 35	\$ 35
Total Operating Expenses	\$ 19,575	\$ 16,811	\$ (6,535)	\$ 4,869	\$ 8,076	\$ 8,232	\$ 3,062	\$ 8,872	\$ 1,333	\$ 25,011	\$ 636	\$ 9,211
NET OPERATING PROFIT (LOSS)	\$ (19,287)	\$ (16,339)	\$ 7,159	\$ (4,442)	\$ (10,934)	\$ (3,929)	\$ (2,750)	\$ (8,593)	\$ 332	\$ (24,901)	\$ 78,948	\$ (9,211)

**UST-13 Comparative
Income Statement
Exhibit 2**

	2019											
	January	February	March	April	May	June	July	August	September	October	November	December
For the month of												
RESTRUCTURING OPERATIONS												
Bullion:												
Inventory Valuation Reserve for Selling Costs 20%	\$ -	\$ -	\$ -	\$ -	\$ -	\$ -	\$ -	\$ -	\$ -	\$ -	\$ -	\$ -
Commissions paid on sale of Fed Way Vault	\$ -	\$ -	\$ -	\$ -	\$ -	\$ -	\$ -	\$ -	\$ -	\$ -	\$ -	\$ -
Bullion Refund Checks	\$ -	\$ -	\$ -	\$ -	\$ -	\$ -	\$ -	\$ -	\$ -	\$ -	\$ -	\$ -
Pre-Petition Expenses:												
HealthCare -- Medical/Dental/Vision Insurance	\$ -	\$ -	\$ -	\$ -	\$ -	\$ -	\$ -	\$ -	\$ -	\$ -	\$ -	\$ -
Labor Pre-petition	\$ -	\$ -	\$ -	\$ -	\$ -	\$ -	\$ -	\$ -	\$ -	\$ -	\$ -	\$ -
Credit Card Charge Backs	\$ -	\$ -	\$ -	\$ -	\$ -	\$ -	\$ -	\$ -	\$ -	\$ -	\$ -	\$ -
Chargeback from UPS	\$ -	\$ -	\$ -	\$ -	\$ -	\$ -	\$ -	\$ -	\$ -	\$ -	\$ -	\$ -
2015 Federal Way CAM	\$ -	\$ -	\$ -	\$ -	\$ -	\$ -	\$ -	\$ -	\$ -	\$ -	\$ -	\$ -
Pre-petition travel	\$ -	\$ -	\$ -	\$ -	\$ -	\$ -	\$ -	\$ -	\$ -	\$ -	\$ -	\$ -
Environmental Clean up - Auburn	\$ -	\$ -	\$ -	\$ -	\$ -	\$ -	\$ -	\$ -	\$ -	\$ -	\$ -	\$ -
Pre-Petition A/R Write off	\$ -	\$ -	\$ -	\$ -	\$ -	\$ -	\$ -	\$ -	\$ -	\$ -	\$ -	\$ -
Non-Operating/One-Time												
Administrative Claim	\$ -	\$ -	\$ -	\$ -	\$ -	\$ -	\$ -	\$ -	\$ -	\$ -	\$ (30)	\$ -
Severance/Layoff	\$ -	\$ -	\$ -	\$ -	\$ -	\$ -	\$ -	\$ -	\$ -	\$ -	\$ -	\$ -
Stored Inventory salary adjustment	\$ -	\$ -	\$ -	\$ -	\$ -	\$ -	\$ -	\$ -	\$ -	\$ -	\$ -	\$ -
Non-Operating Salaries	\$ -	\$ -	\$ -	\$ -	\$ -	\$ -	\$ -	\$ -	\$ -	\$ -	\$ -	\$ -
Office Move	\$ -	\$ -	\$ -	\$ -	\$ -	\$ -	\$ -	\$ -	\$ -	\$ -	\$ -	\$ -
Office Move - Auburn-Nevada	\$ -	\$ -	\$ -	\$ -	\$ -	\$ -	\$ -	\$ -	\$ -	\$ -	\$ -	\$ -
VA Office Refund	\$ (995)	\$ -	\$ -	\$ -	\$ -	\$ -	\$ -	\$ -	\$ -	\$ 489	\$ -	\$ -
Dayton Environmental Assessment	\$ -	\$ -	\$ -	\$ -	\$ -	\$ -	\$ -	\$ -	\$ -	\$ -	\$ -	\$ -
Dayton Lease Cure Costs	\$ -	\$ -	\$ -	\$ -	\$ -	\$ -	\$ -	\$ -	\$ -	\$ -	\$ -	\$ -
Inventory Brass-Copper Adjustment	\$ -	\$ -	\$ -	\$ -	\$ -	\$ -	\$ -	\$ -	\$ -	\$ -	\$ -	\$ -
Customer Owned Inventory Adjustment	\$ -	\$ -	\$ -	\$ -	\$ -	\$ -	\$ -	\$ -	\$ -	\$ -	\$ -	\$ -
Inventory Adjustment to Liquidation Value	\$ (284,624)	\$ -	\$ -	\$ -	\$ -	\$ -	\$ 40,196	\$ -	\$ -	\$ -	\$ -	\$ -
Inventory Shipping	\$ -	\$ -	\$ -	\$ -	\$ -	\$ -	\$ -	\$ -	\$ -	\$ -	\$ -	\$ -
Close Down Supplies/Labor	\$ -	\$ -	\$ -	\$ -	\$ -	\$ -	\$ -	\$ -	\$ -	\$ -	\$ -	\$ -
Pan America Settlement	\$ -	\$ -	\$ -	\$ -	\$ -	\$ -	\$ -	\$ -	\$ -	\$ -	\$ -	\$ -
Bankruptcy Expenses												
US Dept of Justice Trustee Fees/Bond	\$ -	\$ -	\$ -	\$ (14,978)	\$ -	\$ -	\$ (650)	\$ -	\$ -	\$ (325)	\$ -	\$ -
Trustee Fees	\$ (17,920)	\$ (8,720)	\$ (10,640)	\$ (4,640)	\$ (6,320)	\$ (4,600)	\$ (6,440)	\$ (10,080)	\$ (1,360)	\$ (22,960)	\$ (3,640)	\$ -
Cascade Capital Group Professional Fees	\$ (3,108)	\$ (4,138)	\$ (1,406)	\$ (1,386)	\$ (768)	\$ (896)	\$ (889)	\$ (1,336)	\$ (397)	\$ (4,034)	\$ (2,580)	\$ (360)
K&L Gates Professional Fees	\$ (71,510)	\$ (25,845)	\$ (50,075)	\$ (16,992)	\$ (14,202)	\$ (15,416)	\$ (18,660)	\$ (23,195)	\$ (17,601)	\$ (17,675)	\$ (6,104)	\$ (884)
Other Professional Fees	\$ (14,823)	\$ (6,095)	\$ (7,473)	\$ (583)	\$ (371)	\$ (106)	\$ (265)	\$ (318)	\$ (212)	\$ -	\$ -	\$ -
Hoff Settlement	\$ -	\$ -	\$ -	\$ -	\$ -	\$ -	\$ -	\$ -	\$ -	\$ -	\$ -	\$ -
Tomball												
Tomball Taxes Property Taxes	\$ -	\$ -	\$ -	\$ -	\$ -	\$ -	\$ (10,881)	\$ -	\$ -	\$ -	\$ (28,649)	\$ -
Tomball Payroll	\$ -	\$ -	\$ -	\$ -	\$ -	\$ -	\$ -	\$ -	\$ -	\$ -	\$ -	\$ -
Tomball Utilities	\$ -	\$ -	\$ -	\$ -	\$ -	\$ -	\$ -	\$ -	\$ -	\$ -	\$ -	\$ -
Tomball Rent, late charges, rent increase, Term Fee	\$ -	\$ -	\$ -	\$ -	\$ -	\$ -	\$ -	\$ -	\$ -	\$ -	\$ -	\$ -
Tomball Flood damage repair	\$ -	\$ -	\$ -	\$ -	\$ -	\$ -	\$ -	\$ -	\$ -	\$ -	\$ -	\$ -
Restructuring Operations Expenses	\$ (392,980)	\$ (44,798)	\$ (69,595)	\$ (38,579)	\$ (21,661)	\$ (21,019)	\$ (37,785)	\$ 5,267	\$ (19,571)	\$ (44,505)	\$ (41,002)	\$ (1,244)
Add: Other Income	\$ -	\$ -	\$ -	\$ -	\$ -	\$ -	\$ -	\$ -	\$ -	\$ -	\$ -	\$ -
Refunded Pre-Petition Legal Retainer	\$ -	\$ -	\$ -	\$ -	\$ -	\$ -	\$ 5,000	\$ -	\$ -	\$ -	\$ -	\$ -
Less: Interest Expense	\$ -	\$ -	\$ -	\$ -	\$ -	\$ -	\$ -	\$ -	\$ -	\$ -	\$ -	\$ -
Net Profit (Loss) Before Taxes	\$ (412,267)	\$ (61,136)	\$ (62,436)	\$ (43,021)	\$ (32,594)	\$ (24,948)	\$ (35,535)	\$ (3,326)	\$ (19,239)	\$ (69,406)	\$ 37,946	\$ (10,455)
Income Taxes	\$ -	\$ -	\$ -	\$ -	\$ -	\$ -	\$ -	\$ -	\$ -	\$ -	\$ -	\$ -
NET PROFIT (LOSS)	\$ (412,267)	\$ (61,136)	\$ (62,436)	\$ (43,021)	\$ (32,594)	\$ (24,948)	\$ (35,535)	\$ (3,326)	\$ (19,239)	\$ (69,406)	\$ 37,946	\$ (10,455)

**UST-13 Comparative
Income Statement
Exhibit 2**

	2020												Bankruptcy
	January	February	March	April	May	June	July	August	September			Total to Date	
For the month of													
CORE OPERATIONS													
Core Operating Sales	\$ -	\$ -	\$ -	\$ -	\$ -	\$ -	\$ -	\$ -	\$ -	\$ -	\$ -	\$ -	\$ 23,278,395
Asset Sales - Junk Scrap	\$ 123	\$ -	\$ -	\$ -	\$ -	\$ -	\$ -	\$ -	\$ -	\$ -	\$ -	\$ -	\$ 637,059
Asset Sales - Office Equipment	\$ -	\$ -	\$ -	\$ -	\$ -	\$ -	\$ -	\$ -	\$ -	\$ -	\$ -	\$ -	\$ 50,503
Less: Returns and Allowances	\$ -	\$ -	\$ -	\$ -	\$ -	\$ -	\$ -	\$ -	\$ -	\$ -	\$ -	\$ -	\$ (233,627)
Net Sales	\$ 123	\$ -	\$ -	\$ -	\$ -	\$ -	\$ -	\$ -	\$ -	\$ -	\$ -	\$ -	\$ 23,732,329
Cost of Goods Sold													
Cost of Goods Sold - Materials/Packaging	\$ -	\$ -	\$ -	\$ -	\$ -	\$ -	\$ -	\$ -	\$ -	\$ -	\$ -	\$ -	\$ (5,570,450)
Cost of Goods Sold - Shipping	\$ -	\$ -	\$ -	\$ -	\$ -	\$ -	\$ -	\$ -	\$ -	\$ -	\$ -	\$ -	\$ (754,961)
Inventory Adjustment	\$ -	\$ -	\$ -	\$ -	\$ -	\$ -	\$ -	\$ -	\$ -	\$ -	\$ -	\$ -	\$ (1,091,584)
Salary & Wages - Direct Labor	\$ -	\$ -	\$ -	\$ -	\$ -	\$ -	\$ -	\$ -	\$ -	\$ -	\$ -	\$ -	\$ (6,529,984)
Benefits/Payroll Taxes - Direct Labor	\$ -	\$ -	\$ -	\$ -	\$ -	\$ -	\$ -	\$ -	\$ -	\$ -	\$ -	\$ -	\$ (1,045,936)
Royalties	\$ -	\$ -	\$ -	\$ -	\$ -	\$ -	\$ -	\$ -	\$ -	\$ -	\$ -	\$ -	\$ (244,332)
Contra Expense sale of FW Vault	\$ -	\$ -	\$ -	\$ -	\$ -	\$ -	\$ -	\$ -	\$ -	\$ -	\$ -	\$ -	\$ 260,540
Total Cost of Goods Sold	\$ -	\$ -	\$ -	\$ -	\$ -	\$ -	\$ -	\$ -	\$ -	\$ -	\$ -	\$ -	\$ (14,976,707)
GROSS MARGIN	\$ 123	\$ -	\$ -	\$ -	\$ -	\$ -	\$ -	\$ -	\$ -	\$ -	\$ -	\$ -	\$ 8,755,623
Gross Profit Margin	100%	0%	0%	0%	0%	0%	0%	0%	0%	0%	0%	0%	37%
Operating Expenses:													
Officers Salaries	\$ -	\$ -	\$ -	\$ -	\$ -	\$ -	\$ -	\$ -	\$ -	\$ -	\$ -	\$ -	\$ -
Sales Salaries and Wages	\$ -	\$ -	\$ -	\$ -	\$ -	\$ -	\$ -	\$ -	\$ -	\$ -	\$ -	\$ -	\$ 2,117,261
Sales Benefits/Payroll Taxes	\$ -	\$ -	\$ -	\$ -	\$ -	\$ -	\$ -	\$ -	\$ -	\$ -	\$ -	\$ -	\$ 353,881
Salaries and Wages/Contract Labor - G&A	\$ -	\$ -	\$ -	\$ -	\$ -	\$ -	\$ -	\$ -	\$ -	\$ -	\$ -	\$ -	\$ 2,409,250
Employee Benefits/Payroll Taxes/Fees G&A	\$ -	\$ -	\$ -	\$ -	\$ -	\$ -	\$ -	\$ -	\$ -	\$ -	\$ -	\$ -	\$ 663,440
Insurance	\$ -	\$ -	\$ -	\$ -	\$ -	\$ -	\$ -	\$ -	\$ -	\$ -	\$ -	\$ -	\$ 152,185
Rent	\$ -	\$ -	\$ 144	\$ -	\$ -	\$ -	\$ -	\$ -	\$ -	\$ -	\$ -	\$ -	\$ 1,723,535
Sales Tax Expense	\$ -	\$ -	\$ -	\$ -	\$ -	\$ -	\$ -	\$ -	\$ -	\$ -	\$ -	\$ -	\$ -
Utilities/Telecom	\$ -	\$ -	\$ -	\$ -	\$ -	\$ -	\$ -	\$ -	\$ -	\$ -	\$ -	\$ -	\$ 1,254,966
Taxes & Licenses	\$ -	\$ -	\$ -	\$ -	\$ -	\$ -	\$ -	\$ -	\$ -	\$ -	\$ -	\$ -	\$ 214,406
DIP Financing Fees	\$ -	\$ -	\$ -	\$ -	\$ -	\$ -	\$ -	\$ -	\$ -	\$ -	\$ -	\$ -	\$ 80,885
General & Administrative	\$ 50	\$ 40	\$ 40	\$ 40	\$ 40	\$ 40	\$ 40	\$ 40	\$ 40	\$ 40	\$ 40	\$ 40	\$ 1,217,641
Total Operating Expenses	\$ 50	\$ 40	\$ 184	\$ 40	\$ 40	\$ 40	\$ 40	\$ 40	\$ 40	\$ 40	\$ 40	\$ 40	\$ 10,187,450
NET OPERATING PROFIT (LOSS)	\$ 73	\$ (40)	\$ (184)	\$ (40)	\$ (40)	\$ (40)	\$ (40)	\$ (40)	\$ (40)	\$ (40)	\$ (40)	\$ (40)	\$ (1,431,827)

**UST-13 Comparative
Income Statement
Exhibit 2**

	2020												Bankruptcy
	January	February	March	April	May	June	July	August	September	Total to Date			
For the month of													
RESTRUCTURING OPERATIONS													
Bullion:													
Inventory Valuation Reserve for Selling Costs 20%	\$ -	\$ -	\$ -	\$ -	\$ -	\$ -	\$ -	\$ -	\$ -	\$ -	\$ -	\$ -	\$ (260,540)
Commissions paid on sale of Fed Way Vault	\$ -	\$ -	\$ -	\$ -	\$ -	\$ -	\$ -	\$ -	\$ -	\$ -	\$ -	\$ -	\$ (15,267)
Bullion Refund Checks	\$ -	\$ -	\$ -	\$ -	\$ -	\$ -	\$ -	\$ -	\$ -	\$ -	\$ -	\$ -	\$ (81,314)
Pre-Petition Expenses:													
HealthCare -- Medical/Dental/Vision Insurance	\$ -	\$ -	\$ -	\$ -	\$ -	\$ -	\$ -	\$ -	\$ -	\$ -	\$ -	\$ -	\$ (69,737)
Labor Pre-petition	\$ -	\$ -	\$ -	\$ -	\$ -	\$ -	\$ -	\$ -	\$ -	\$ -	\$ -	\$ -	\$ (12,633)
Credit Card Charge Backs	\$ -	\$ -	\$ -	\$ -	\$ -	\$ -	\$ -	\$ -	\$ -	\$ -	\$ -	\$ -	\$ (328,064)
Chargeback from UPS	\$ -	\$ -	\$ -	\$ -	\$ -	\$ -	\$ -	\$ -	\$ -	\$ -	\$ -	\$ -	1,254
2015 Federal Way CAM	\$ -	\$ -	\$ -	\$ -	\$ -	\$ -	\$ -	\$ -	\$ -	\$ -	\$ -	\$ -	\$ (4,279)
Pre-petition travel	\$ -	\$ -	\$ -	\$ -	\$ -	\$ -	\$ -	\$ -	\$ -	\$ -	\$ -	\$ -	\$ (5,266)
Environmental Clean up - Auburn	\$ -	\$ -	\$ -	\$ -	\$ -	\$ -	\$ -	\$ -	\$ -	\$ -	\$ -	\$ -	\$ (2,699)
Pre-Petition A/R Write off	\$ -	\$ -	\$ -	\$ -	\$ -	\$ -	\$ -	\$ -	\$ -	\$ -	\$ -	\$ -	\$ (21,821)
Non-Operating/One-Time													
Administrative Claim	\$ -	\$ -	\$ -	\$ -	\$ -	\$ -	\$ -	\$ -	\$ -	\$ -	\$ -	\$ -	\$ (298,030)
Severance/Layoff	\$ -	\$ -	\$ -	\$ -	\$ -	\$ -	\$ -	\$ -	\$ -	\$ -	\$ -	\$ -	\$ (51,257)
Stored Inventory salary adjustment	\$ -	\$ -	\$ -	\$ -	\$ -	\$ -	\$ -	\$ -	\$ -	\$ -	\$ -	\$ -	\$ (42,686)
Non-Operating Salaries	\$ -	\$ -	\$ -	\$ -	\$ -	\$ -	\$ -	\$ -	\$ -	\$ -	\$ -	\$ -	\$ (243,144)
Office Move	\$ -	\$ -	\$ -	\$ -	\$ -	\$ -	\$ -	\$ -	\$ -	\$ -	\$ -	\$ -	\$ (131,529)
Office Move - Auburn-Nevada	\$ -	\$ -	\$ -	\$ -	\$ -	\$ -	\$ -	\$ -	\$ -	\$ -	\$ -	\$ -	\$ (112,642)
VA Office Refund	\$ -	\$ -	\$ -	\$ -	\$ -	\$ -	\$ -	\$ -	\$ -	\$ -	\$ -	\$ -	\$ 5,038
Dayton Environmental Assessment	\$ -	\$ -	\$ -	\$ -	\$ -	\$ -	\$ -	\$ -	\$ -	\$ -	\$ -	\$ -	\$ (11,807)
Dayton Lease Cure Costs	\$ -	\$ -	\$ -	\$ -	\$ -	\$ -	\$ -	\$ -	\$ -	\$ -	\$ -	\$ -	\$ (65,578)
Inventory Brass-Copper Adjustment	\$ -	\$ -	\$ -	\$ -	\$ -	\$ -	\$ -	\$ -	\$ -	\$ -	\$ -	\$ -	\$ 150,001
Customer Owned Inventory Adjustment	\$ -	\$ -	\$ -	\$ -	\$ -	\$ -	\$ -	\$ -	\$ -	\$ -	\$ -	\$ -	\$ (938,844)
Inventory Adjustment to Liquidation Value	\$ -	\$ -	\$ -	\$ -	\$ -	\$ -	\$ -	\$ -	\$ -	\$ -	\$ -	\$ -	\$ (1,357,028)
Inventory Shipping	\$ -	\$ -	\$ -	\$ -	\$ -	\$ -	\$ -	\$ -	\$ -	\$ -	\$ -	\$ -	\$ (2,683)
Close Down Supplies/Labor	\$ -	\$ -	\$ -	\$ -	\$ -	\$ -	\$ -	\$ -	\$ -	\$ -	\$ -	\$ -	\$ (87,327)
Pan America Settlement	\$ -	\$ -	\$ -	\$ -	\$ -	\$ -	\$ -	\$ -	\$ -	\$ -	\$ -	\$ -	\$ (20,000)
Bankruptcy Expenses													
US Dept of Justice Trustee Fees/Bond	\$ (20,747)	\$ -	\$ -	\$ (650)	\$ -	\$ -	\$ (325)	\$ -	\$ -	\$ -	\$ -	\$ -	\$ (202,746)
Trustee Fees	\$ (7,800)	\$ (2,640)	\$ (440)	\$ (2,600)	\$ (800)	\$ -	\$ (2,200)	\$ (640)	\$ -	\$ -	\$ -	\$ -	\$ (1,117,843)
Cascade Capital Group Professional Fees	\$ (1,404)	\$ (540)	\$ (120)	\$ (75)	\$ (182)	\$ (48)	\$ (60)	\$ (86)	\$ (46)	\$ -	\$ -	\$ -	\$ (1,136,989)
K&L Gates Professional Fees	\$ (2,926)	\$ (6,594)	\$ (2,188)	\$ (1,237)	\$ (3,156)	\$ (3,227)	\$ (2,823)	\$ (1,660)	\$ (1,500)	\$ -	\$ -	\$ -	\$ (3,747,620)
Other Professional Fees	\$ -	\$ -	\$ (112)	\$ -	\$ -	\$ -	\$ -	\$ -	\$ -	\$ -	\$ -	\$ -	\$ (485,422)
Hoff Settlement	\$ -	\$ -	\$ -	\$ -	\$ -	\$ -	\$ -	\$ -	\$ -	\$ -	\$ -	\$ -	\$ (354,422)
Tomball													
Tomball Taxes Property Taxes	\$ -	\$ -	\$ -	\$ -	\$ -	\$ -	\$ -	\$ -	\$ -	\$ -	\$ -	\$ -	\$ (41,770)
Tomball Payroll	\$ -	\$ -	\$ -	\$ -	\$ -	\$ -	\$ -	\$ -	\$ -	\$ -	\$ -	\$ -	\$ (77,099)
Tomball Utilities	\$ -	\$ -	\$ -	\$ -	\$ -	\$ -	\$ -	\$ -	\$ -	\$ -	\$ -	\$ -	\$ (8,406)
Tomball Rent, late charges, rent increase, Term Fee	\$ -	\$ -	\$ -	\$ -	\$ -	\$ -	\$ -	\$ -	\$ -	\$ -	\$ -	\$ -	\$ (46,800)
Tomball Flood damage repair	\$ -	\$ -	\$ -	\$ -	\$ -	\$ -	\$ -	\$ -	\$ -	\$ -	\$ -	\$ -	\$ (20,000)
Restructuring Operations Expenses													
	\$ (32,877)	\$ (9,774)	\$ (2,860)	\$ (4,562)	\$ (4,138)	\$ (3,275)	\$ (5,408)	\$ (2,386)	\$ (1,545)	\$ -	\$ -	\$ -	\$ (11,448,649)
Add:													
Other Income	\$ -	\$ -	\$ -	\$ -	\$ -	\$ -	\$ -	\$ -	\$ -	\$ -	\$ -	\$ -	\$ 128,925
Refunded Pre-Petition Legal Retainer	\$ -	\$ -	\$ -	\$ -	\$ -	\$ -	\$ -	\$ -	\$ -	\$ -	\$ -	\$ -	\$ 5,000
Less: Interest Expense	\$ -	\$ -	\$ -	\$ -	\$ -	\$ -	\$ -	\$ -	\$ -	\$ -	\$ -	\$ -	\$ -
Net Profit (Loss) Before Taxes	\$ (32,804)	\$ (9,814)	\$ (3,044)	\$ (4,602)	\$ (4,178)	\$ (3,315)	\$ (5,448)	\$ (2,426)	\$ (1,585)	\$ -	\$ -	\$ -	\$ (12,746,551)
Income Taxes	\$ -	\$ -	\$ -	\$ -	\$ -	\$ -	\$ -	\$ -	\$ -	\$ -	\$ -	\$ -	\$ -
NET PROFIT (LOSS)	\$ (32,804)	\$ (9,814)	\$ (3,044)	\$ (4,602)	\$ (4,178)	\$ (3,315)	\$ (5,448)	\$ (2,426)	\$ (1,585)	\$ -	\$ -	\$ -	\$ (12,746,551)

UST-14 Statement of Cash Receipts and Disbursements Exhibit 3

Account	Ending Balance
Key Bank 472741018106	\$ 355,777.37
Key Bank 472741018122	\$ -
Key Bank 472741018247	\$ -
Total	\$ 355,777.37

Key Bank 472741018106 General Operating Account

Beginning Cash Balance	\$ 355,817.37
Add:	
Transfers in from other estate bank accounts	
Cash receipts deposited into account	
Financing or other loaned funds	\$ -
Total cash available this month	\$ 355,817.37
Subtract:	
Transfers out to other estate bank accounts	
Cash Disbursements from this account	\$ (40.00)
Adjustments	
Ending cash balance	\$ 355,777.37

Supporting documents included:

- Monthly bank statement
- Detailed list of receipts
- Detailed list of disbursements

**UST-14 Statement of Cash Receipts and Disbursements
Exhibit 3**

**Key Bank 472741018122 CLOSED
Proceeds from Texas Sale (name change 07-2016)**

Beginning Cash Balance	\$	-
Add:		
Transfers in from other estate bank accounts	\$	-
Cash receipts deposited into account	\$	-
Financing or other loaned funds	\$	-
Total cash available this month	<u>\$</u>	<u>-</u>
Subtract:		
Transfers out to other estate bank accounts	\$	-
Cash Disbursements from this account	\$	-
Adjustments		
Ending cash balance	<u><u>\$</u></u>	<u><u>-</u></u>

Supporting documents included:

- Monthly bank statement
- Detailed list of receipts
- Detailed list of disbursements

**UST-14 Statement of Cash Receipts and Disbursements
Exhibit 3**

**Key Bank 472741018247 CLOSED
Segregated Funds/Tracy Legal Retainer and Sheriff's Seizure**

Beginning Cash Balance	\$	-
Add:		
Transfers in from other estate bank accounts	\$	-
Cash receipts deposited into account	\$	-
Financing or other loaned funds	\$	-
Total cash available this month	<u>\$</u>	<u>-</u>
Subtract:		
Transfers out to other estate bank accounts	\$	-
Cash Disbursements from this account	\$	-
Adjustments		
Ending cash balance	<u><u>\$</u></u>	<u><u>-</u></u>

Supporting documents included:

 Monthly bank statement

**UST14 Statement of Cash Disbursements Detail
Exhibit 3.2**

1. DISBURSEMENTS ITEMIZED KEY BANK General Account 8106

Date	Type	Payable To	Amount	Description
9/9/2020	ACH	Key Bank	\$ 20.00	Banking Fee
9/9/2020	ACH	Key Bank	\$ 20.00	Banking Fee
		TOTAL	\$ 40.00	

2. DISBURSEMENTS ITEMIZED KEY BANK Now using as a general account 8122 CLOSED

Date	Type	Payable To	Amount	Description
		No Activity		
		TOTAL	\$ -	

3. DISBURSEMENTS ITEMIZED KEY BANK Segregated Funds/Tracy Legal Retainer and Sheriff's Seizure 8247 C

Date	Type	Payable To	Amount	Description
		No Activity		
		TOTAL	\$ -	

UST-14 Summary of Disbursements Exhibit 4

Payments on Pre-Petition Unsecured Debt				
Payee Name	Nature of Payment	Payment Date	Payment Amount	Date of Court Approval
NONE				
Total			\$ -	

Payments to Attorneys and Other Professionals				
Payee Name	Nature of Payment	Payment Date	Payment Amount	Date of Court Approval
Total			\$ -	

Payments to an officer/director/partner or other insider				
Payee Name	Relationship to Debtor	Payment Date	Payment Amount	Purpose of Payment
NONE				
Total			\$ -	

UST-15 Statement of Aged Receivables Exhibit 5

Accounts Receivable Aging							
	Balance at month end	Current portion	Past due 31-60 days	Past due 61-90	Past due over 90 days	Uncollectible receivables	
Pre-petition receivables	\$ (0)				\$ 164,570	\$ 164,570	
Post-petition receivables	\$ (0)				\$ 206,044	\$ 206,044	
TOTALS	\$ (0)	\$ -	\$ -	\$ -	\$ 370,614	\$ 370,614	

Accounts Receivable Reconciliation		
Closing balance from prior month	\$	-
New accounts receivable added this month	\$	-
Subtotal	\$	-
Less accounts receivable collected/Written off	\$	-
Closing balance for current month	\$	-

UST-16 Statement of Post-Petition Payables
Part A - Taxes
Exhibit 6

Reconciliation of Unpaid Post-Petition Taxes

Type of Tax	Unpaid post-petition taxes from prior reporting month	Post-petition taxes accrued this month	Post-petition tax payments made this reporting month	Unpaid post-petition taxes at end of reporting month
Federal Taxes				
Employee withholding taxes	\$ -	\$ -	\$ -	\$ -
FICA/Medicare - Employee	\$ -	\$ -	\$ -	\$ -
FICA/Medicare - Employer	\$ -	\$ -	\$ -	\$ -
Unemployment	\$ -	\$ -	\$ -	\$ -
State Taxes				
Dept. of Revenue - Sales Tax	\$ -			\$ -
Hawaii Sales Excise Tax				\$ -
Modified Business Tax (MOD)	\$ -			\$ -
NV Bond Contribution Tax	\$ -			\$ -
NV Yearly Commerce Tax	\$ -			\$ -
Dept. of Labor and Industries	\$ -			\$ -
NV/VA Worker's Compensation	\$ -			\$ -
Unemployment	\$ -			\$ -
Other Taxes				
Local city/county	\$ -			\$ -
NV Personal property	\$ -			\$ -
NV Real property	\$ -			\$ -
WA Personal property	\$ -			\$ -
Total Unpaid Post-Petition Taxes				\$ -

UST-16 Statement of Post-Petition Payables
Part A - Taxes

Delinquent Tax Reports and Tax Payments - Post-Petition

Taxing Agency	Tax Reporting Period	Report Due Date	Payment Due Date	Amount Due

Reason for any delinquent tax reports or tax payments:

UST-16 Statement of Post-Petition Payables
Part B - Other Payables
Exhibit 7

Reconciliation of Post-Petition Payable	
(excluding taxes and professional fees)	
Closing balance form prior month	\$ -
New payables added this month	\$ 40.00
Subtotal	\$ 40.00
Less Adjustment for Pre-Petition Contract Fees and License Agreements	
Less payments made this month	\$ (40.00)
Closing balance for this reporting month	\$ -
 Breakdown of Closing Balance by Age	
Current portion	\$ -
Past due 1-30 days	\$ -
Past due 31-60 days	\$ -
Past due 61-90 days	\$ -
Past due over 90 days	\$ -
Total	\$ -

Reason for payments not made for accounts payable over 30days old:

UST-16 Statement of Post-Petition Payables
Part B - Other Payables
Exhibit 8

Delinquent Post-Petition Payables (excluding taxes and professional fees)

Vendor Name	Invoice Date	Invoice Amount	Payment Due Date

UST-16 Statement of Post-Petition Payables
Part C - Estimated Professional Fees
Exhibit 9

Type of Professional	Amount of Retainer	Fees & Expenses from prior months	Fees & Expenses added this month	Total Estimated fees & expenses at month end
Debtor's Counsel	\$ -	\$ 37,938	\$ -	\$ 37,938
Trustee's Fees	\$ -	\$ 1,120,664	\$ -	\$ 1,120,664
Trustee's Financial Advisors	\$ -	\$ 1,139,529	\$ 46	\$ 1,139,575
Trustee's Counsel	\$ -	\$ 3,747,624	\$ 1,500	\$ 3,749,124
Creditors' Committee Counsel	\$ -	\$ 438,609	\$ -	\$ 438,609
Creditors' Committee Other	\$ -	\$ -	\$ -	\$ -
Total estimated post-petition professional fees and costs				\$ 6,485,909

Note: Reflects total fees and expenses accrued without adjustment for payments or application awards.

UST-17 Other Information

Exhibit 10

5. Personnel Changes

	Full Time	Part Time
Number of employees at beginning of month	-	-
Employees added	-	-
Employees resigned/terminated	-	-
Number of employees at end of month	-	-
Gross Monthly Payroll	\$ -	\$ -

UST-17 Other Information Exhibit 11

Significant Events and Case Progress September 2020:

The company experienced an operating loss in September of \$40 compared with an operating loss of \$40 in August.

The Trustee holds a judgment against Diane Erdmann. Ms. Erdmann filed for personal bankruptcy protection. The Trustee has agreed to a settlement with Ms. Erdmann's bankruptcy trustee, Ms. Kathryn Ellis (the "Erdmann Trustee") regarding the ownership of certain assets seized in 2016 by the King County Sheriff at the home of Ross Hansen and Diane Erdmann and other issues which was approved by the Court. Under the settlement, the Trustee was authorized to liquidate the seized inventory and split the proceeds with the Erdmann Trustee. The Trustee liquidated the seized inventory in November 2019 and distributed the proceeds to the Erdman Trustee in December 2019. The settlement also provides for the assignment of certain claims from the NWTM estate to the Erdmann Trustee with a sharing by the two estates of the proceeds of those claims. The Erdmann Trustee has responsibility for the administration of the assigned claims, has filed adversary proceedings to recover transfers from certain parties and is in the process of pursuing them.

The Trustee's appeal of the Court's interim Order on Fee Applications (Dkt # 2117) is pending before the United States District Court for the Western District of Washington and all briefing has been completed.

Trustee will continue to liquidate the estate's assets in Chapter 11 and distribute the liquidation proceeds subject to court order. The Trustee does not anticipate distributions to the General Unsecured Creditors.



KeyBank
P.O. Box 93885
Cleveland, OH 44101-5885

Business Banking Statement
September 30, 2020
page 1 of 2

472741018106

31 T 274 00000 R EM AO
NORTHWEST TERRITORIAL MINT, LLC
IN TRUST FOR CREDITORS
PO BOX 8329
BONNEY LAKE WA 98391-0101

Questions or comments?
Call our Key Business Resource Center
1-888-KEY4BIZ (1-888-539-4249)

*Enroll in Online Banking today at Key.com.
Access your available accounts, transfer funds and view your transactions right from your PC.*

Key Business Reward Checking 472741018106
NORTHWEST TERRITORIAL MINT, LLC
IN TRUST FOR CREDITORS

Beginning balance 8-31-20	\$355,817.37
Net fees and charges	-40.00
Ending balance 9-30-20	\$355,777.37

Fees and charges

Date		Quantity	Unit Charge	
9-9-20	Aug Keynav Wire Package Fee	1	0.00	\$0.00
9-9-20	Aug Keynav Online Access	1	20.00	-20.00
9-9-20	Aug Keynav In/Out Wire Rpt	1	0.00	0.00
9-9-20	Aug Keynav Wire Maintenance	1	20.00	-20.00
9-9-20	Aug Keynav Analysis Statement	1	0.00	0.00
9-9-20	Aug Keynav Corp Banking Statement	1	0.00	0.00
Fees and charges assessed this period				-\$40.00

